



SEMSEC

**Lydden Race Meeting
Lydden Hill Circuit**

10th April 2010

Results Provided by Timing Solutions Ltd
www.tsl-timing.com

SEMSEC Sports Racing & Kit Cars Championship

QUALIFYING - RACE 1 - CLASSIFICATION

POS	NO	CL	NAME	ENTRY	TIME	ON	LAPS	GAP	DIFF	MPH
1	60	10	Mike FIELD	Stohr DSR	40.540	6	14			88.79
2	58	8	Charles HARVEY-KELLY	Radical SR4	41.402	3	8	0.862	0.862	86.94
3	34	7	Nigel BENT	Caterham CSR 260	42.932	12	13	2.392	1.530	83.85
4	81	7	Ian CONIBEAR	Caterham SLR	43.555	8	12	3.015	0.623	82.65
5	63	6	Paul CALLER	Caterham R400	44.406	4	9	3.866	0.851	81.06
6	38	7	Mark BISHOP	Caterham Seven	44.483	9	11	3.943	0.077	80.92
7	32	6	Steve GARNER	Westfield Megabusa	44.746	7	8	4.206	0.263	80.45
8	50	6	Nick COLE	Caterham SLR	45.002	12	16	4.462	0.256	79.99
9	72	5	Scott MAKIN	Sylva Riot	45.302	14	14	4.762	0.300	79.46
10	42	7	Andy BOURN	Caterham C400	45.390	19	19	4.850	0.088	79.31
11	24	6	Alastair HEYS	Westfield Megabusa	46.486	18	18	5.946	1.096	77.44

Weather / Track : Sunny / Dry

These results are provisional until the conclusion of any judicial and technical matters.

Lydden Hill
 Circuit Length = 1.0000 miles
 Start: 12:47 End: 13:03

Clerk of Course :

Timekeeper :

SEMSEC Sports Racing & Kit Cars Championship

QUALIFYING - RACE 1 - LAP ANALYSIS

24	Alastair HEYS		6 Westfield Megabusa				
1 -	56.514	+ 10.028	12:48:23.569	10 -	47.512	+ 1.026	12:55:33.394
2 -	49.492	+ 3.006	12:49:13.061	11 -	46.901	+ 0.415	12:56:20.295
3 -	47.695	+ 1.209	12:50:00.756	12 -	47.065	+ 0.579	12:57:07.360
4 -	48.251	+ 1.765	12:50:49.007	13 -	48.359	+ 1.873	12:57:55.719
5 -	47.386	+ 0.900	12:51:36.393	14 -	48.527	+ 2.041	12:58:44.246
6 -	47.238	+ 0.752	12:52:23.631	15 -	47.893	+ 1.407	12:59:32.139
7 -	47.064	+ 0.578	12:53:10.695	16 -	46.942	+ 0.456	13:00:19.081
8 -	47.282	+ 0.796	12:53:57.977	17 -	55.671	+ 9.185	13:01:14.752
9 -	47.905	+ 1.419	12:54:45.882	18 -	46.486		13:02:01.238
32	Steve GARNER		6 Westfield Megabusa				
1 -	51.408	+ 6.662	12:48:18.348	5 -	44.967	+ 0.221	12:51:23.178
2 -	49.113	+ 4.367	12:49:07.461	6 -	45.012	+ 0.266	12:52:08.190
3 -	45.649	+ 0.903	12:49:53.110	7 -	44.746		12:52:52.936
4 -	45.101	+ 0.355	12:50:38.211	8 -	45.004	+ 0.258	12:53:37.940
34	Nigel BENT		7 Caterham CSR 260				
1 -	58.119	+ 15.187	12:48:29.694	8 -	43.697	+ 0.765	12:53:43.298
2 -	48.606	+ 5.674	12:49:18.300	9 -	43.887	+ 0.955	12:54:27.185
3 -	45.150	+ 2.218	12:50:03.450	10 -	43.489	+ 0.557	12:55:10.674
4 -	44.841	+ 1.909	12:50:48.291	11 -	43.412	+ 0.480	12:55:54.086
5 -	43.904	+ 0.972	12:51:32.195	12 -	42.932		12:56:37.018
6 -	43.784	+ 0.852	12:52:15.979	13 -	43.490	+ 0.558	12:57:20.508
7 -	43.622	+ 0.690	12:52:59.601				
38	Mark BISHOP		7 Caterham Seven				
1 -	58.837	+ 14.354	12:48:31.429	7 -	48.192	+ 3.709	12:53:26.558
2 -	54.907	+ 10.424	12:49:26.336	8 -	45.188	+ 0.705	12:54:11.746
3 -	51.296	+ 6.813	12:50:17.632	9 -	44.483		12:54:56.229
4 -	48.205	+ 3.722	12:51:05.837	10 -	44.638	+ 0.155	12:55:40.867
5 -	47.921	+ 3.438	12:51:53.758	11 -	45.306	+ 0.823	12:56:26.173
6 -	44.608	+ 0.125	12:52:38.366				
42	Andy BOURN		7 Caterham C400				
1 -	58.320	+ 12.930	12:48:28.954	11 -	46.170	+ 0.780	12:56:27.919
2 -	50.780	+ 5.390	12:49:19.734	12 -	46.351	+ 0.961	12:57:14.270
3 -	49.388	+ 3.998	12:50:09.122	13 -	46.294	+ 0.904	12:58:00.564
4 -	47.290	+ 1.900	12:50:56.412	14 -	47.483	+ 2.093	12:58:48.047
5 -	46.858	+ 1.468	12:51:43.270	15 -	46.194	+ 0.804	12:59:34.241
6 -	46.983	+ 1.593	12:52:30.253	16 -	46.106	+ 0.716	13:00:20.347
7 -	47.818	+ 2.428	12:53:18.071	17 -	46.254	+ 0.864	13:01:06.601
8 -	48.978	+ 3.588	12:54:07.049	18 -	45.743	+ 0.353	13:01:52.344
9 -	47.077	+ 1.687	12:54:54.126	19 -	45.390		13:02:37.734
10 -	47.623	+ 2.233	12:55:41.749				
50	Nick COLE		6 Caterham SLR				
1 -	57.834	+ 12.832	12:48:28.094	9 -	46.540	+ 1.538	12:54:52.772
2 -	54.119	+ 9.117	12:49:22.213	10 -	45.551	+ 0.549	12:55:38.323
3 -	47.163	+ 2.161	12:50:09.376	11 -	45.476	+ 0.474	12:56:23.799
4 -	49.357	+ 4.355	12:50:58.733	12 -	45.002		12:57:08.801
5 -	45.924	+ 0.922	12:51:44.657	13 -	45.575	+ 0.573	12:57:54.376
6 -	46.084	+ 1.082	12:52:30.741	14 -	45.627	+ 0.625	12:58:40.003
7 -	48.224	+ 3.222	12:53:18.965	15 -	45.326	+ 0.324	12:59:25.329
8 -	47.267	+ 2.265	12:54:06.232	16 -	45.759	+ 0.757	13:00:11.088
58	Charles HARVEY-KELLY		8 Radical SR4				
1 -	50.778	+ 9.376	12:48:18.705	5 -	42.338	+ 0.936	12:51:07.385
2 -	43.345	+ 1.943	12:49:02.050	6 -	42.025	+ 0.623	12:51:49.410
3 -	41.402		12:49:43.452	7 -	41.560	+ 0.158	12:52:30.970
4 -	41.595	+ 0.193	12:50:25.047	8 -	45.679	+ 4.277	12:53:16.649


Weather / Track : Sunny / Dry

SEMSEC Sports Racing & Kit Cars Championship
QUALIFYING - RACE 1 - LAP ANALYSIS

60	Mike FIELD		10 Stohr DSR				
1 -	51.674	+ 11.134	12:48:20.368	8 -	48.447	+ 7.907	12:53:27.430
2 -	43.396	+ 2.856	12:49:03.764	9 -	42.207	+ 1.667	12:54:09.637
3 -	41.314	+ 0.774	12:49:45.078	10 -	41.259	+ 0.719	12:54:50.896
4 -	40.954	+ 0.414	12:50:26.032	11 -	41.112	+ 0.572	12:55:32.008
5 -	50.904	+ 10.364	12:51:16.936	12 -	41.336	+ 0.796	12:56:13.344
6 -	40.540		12:51:57.476	13 -	40.987	+ 0.447	12:56:54.331
7 -	41.507	+ 0.967	12:52:38.983	14 -	1:00.223	+ 19.683	12:57:54.554
63	Paul CALLER		6 Caterham R400				
1 -	54.705	+ 10.299	12:48:23.894	6 -	44.827	+ 0.421	12:52:10.442
2 -	47.891	+ 3.485	12:49:11.785	7 -	44.754	+ 0.348	12:52:55.196
3 -	44.689	+ 0.283	12:49:56.474	8 -	45.342	+ 0.936	12:53:40.538
4 -	44.406		12:50:40.880	9 -	46.326	+ 1.920	12:54:26.864
5 -	44.735	+ 0.329	12:51:25.615				
72	Scott MAKIN		5 Sylva Riot				
1 -	59.033	+ 13.731	12:48:32.555	8 -	46.427	+ 1.125	12:54:17.972
2 -	54.475	+ 9.173	12:49:27.030	9 -	46.190	+ 0.888	12:55:04.162
3 -	52.145	+ 6.843	12:50:19.175	10 -	45.716	+ 0.414	12:55:49.878
4 -	48.278	+ 2.976	12:51:07.453	11 -	45.604	+ 0.302	12:56:35.482
5 -	48.992	+ 3.690	12:51:56.445	12 -	46.580	+ 1.278	12:57:22.062
6 -	48.336	+ 3.034	12:52:44.781	13 -	50.876	+ 5.574	12:58:12.938
7 -	46.764	+ 1.462	12:53:31.545	14 -	45.302		12:58:58.240
81	Ian CONIBEAR		7 Caterham SLR				
1 -	54.743	+ 11.188	12:48:17.892	7 -	48.356	+ 4.801	12:53:02.619
2 -	48.997	+ 5.442	12:49:06.889	8 -	43.555		12:53:46.174
3 -	48.268	+ 4.713	12:49:55.157	9 -	43.679	+ 0.124	12:54:29.853
4 -	46.528	+ 2.973	12:50:41.685	10 -	43.964	+ 0.409	12:55:13.817
5 -	46.338	+ 2.783	12:51:28.023	11 -	53.549	+ 9.994	12:56:07.366
6 -	46.240	+ 2.685	12:52:14.263	12 -	44.502	+ 0.947	12:56:51.868

SEMSEC Sports Racing & Kit Cars Championship - Race A

RACE 1 - GRID

ROW 6	46.486 24 Alastair HEYS	
ROW 5	45.302 72 Scott MAKIN	45.390 42 Andy BOURN
ROW 4	44.746 32 Steve GARNER	45.002 50 Nick COLE
ROW 3	44.406 63 Paul CALLER	44.483 38 Mark BISHOP
ROW 2	42.932 34 Nigel BENT	43.555 81 Ian CONIBEAR
ROW 1	40.540 60 Mike FIELD	41.402 58 Charles HARVEY-KELLY
Pole		
		

Lydden Hill
Circuit Length = 1.0000 miles

These results are provisional until the conclusion of any judicial and technical matters.

Clerk of Course :		Timekeeper :

SEMSEC Sports Racing & Kit Cars Championship - Race A

RACE 1 - CLASSIFICATION

POS	NO	CL	NAME	ENTRY	LAPS	TIME	GAP	DIFF	MPH	BEST	ON
1	60	10	Mike FIELD	Stohr DSR	15	10:34.720			85.07	40.679	5
2	58	8	Charles HARVEY-KELLY	Radical SR4	15	10:53.408	18.688	18.688	82.64	41.428	7
3	34	7	Nigel BENT	Caterham CSR 260	15	11:02.005	27.285	8.597	81.56	43.127	9
4	81	7	Ian CONIBEAR	Caterham SLR	15	11:08.969	34.249	6.964	80.71	43.668	4
5	32	6	Steve GARNER	Westfield Megabusa	14	10:35.513	1 lap	1 lap	79.30	44.253	4
6	38	7	Mark BISHOP	Caterham Seven	14	10:37.652	1 lap	2.139	79.03	44.514	4
7	72	5	Scott MAKIN	Sylva Riot	14	10:50.053	1 lap	12.401	77.52	45.064	7
8	42	7	Andy BOURN	Caterham C400	14	10:55.712	1 lap	5.659	76.86	45.345	6
9	50	6	Nick COLE	Caterham SLR	14	10:59.493	1 lap	3.781	76.42	45.452	5
10	24	6	Alastair HEYS	Westfield Megabusa	14	11:03.094	1 lap	3.601	76.00	45.873	3
11	63	6	Paul CALLER	Caterham R400	14	11:06.655	1 lap	3.561	75.59	44.652	5

FASTEST LAP

34	7	Nigel BENT	Caterham CSR 260	9	43.127	83.47 mph	134.33 kph
72	5	Scott MAKIN	Sylva Riot	7	45.064	79.88 mph	128.56 kph
32	6	Steve GARNER	Westfield Megabusa	4	44.253	81.34 mph	130.91 kph
60	10	Mike FIELD	Stohr DSR	5	40.679	88.49 mph	142.41 kph
58	8	Charles HARVEY-KELLY	Radical SR4	7	41.428	86.89 mph	139.84 kph

Weather / Track : Sunny / Dry

These results are provisional until the conclusion of any judicial and technical matters.

Lydden Hill
 Circuit Length = 1.0000 miles
 Start: 14:24 End: 14:36

Clerk of Course :		Timekeeper :
-------------------	--	--------------

SEMSEC Sports Racing & Kit Cars Championship - Race A

RACE 1 - LAP CHART

Lap 1			Lap 2			Lap 3			Lap 4			Lap 5		
No	Behind	Laptime	No	Behind	Laptime	No	Behind	Laptime	No	Behind	Laptime	No	Behind	Laptime
58		46.667	58		42.136	58		41.839	58		41.625	58		41.785
34	2.206	48.873	34	4.001	43.931	60	3.911	41.638	60	2.969	40.683	63	1 LAP	45.543
81	2.889	49.556	60	4.112	42.840	34	5.975	43.813	34	7.630	43.280	60	1.863	40.679
60	3.408	50.075	81	5.382	44.629	81	7.464	43.921	81	9.507	43.668	34	9.108	43.263
32	4.427	51.094	32	7.004	44.713	32	9.451	44.286	32	12.079	44.253	81	11.488	43.766
38	4.896	51.563	38	7.650	44.890	38	10.429	44.618	38	13.318	44.514	32	14.777	44.483
42	5.667	52.334	42	9.747	46.216	42	13.594	45.686	42	17.559	45.590	38	16.856	45.323
50	5.756	52.423	72	10.639	46.421	72	14.532	45.732	72	18.686	45.779	42	21.295	45.521
72	6.354	53.021	24	11.879	46.730	24	15.913	45.873	24	20.608	46.320	72	22.369	45.468
24	7.285	53.952	50	19.817	56.197	50	24.116	46.138	50	28.169	45.678	24	25.387	46.564
63	7.286	53.953	63	34.680	1:09.530	63	38.302	45.461				50	31.836	45.452

SEMSEC Sports Racing & Kit Cars Championship - Race A

RACE 1 - LAP CHART


Lap 6			Lap 7			Lap 8			Lap 9			Lap 10		
No	Behind	Laptime	No	Behind	Laptime	No	Behind	Laptime	No	Behind	Laptime	No	Behind	Laptime
58		41.887	58		41.428	58		42.133	58		42.216	58		42.332
60	1.083	41.107	60	0.461	40.806	60	0.170	41.842	60	0.137	42.183	60	0.766	42.961
63	1 LAP	44.652	63	1 LAP	45.090	63	1 LAP	45.024	50	1 LAP	46.523	24	1 LAP	47.192
34	10.771	43.550	34	12.865	43.522	34	14.250	43.518	63	1 LAP	45.286	50	1 LAP	45.853
81	13.523	43.922	81	16.066	43.971	81	17.822	43.889	34	15.161	43.127	34	16.692	43.863
32	17.846	44.956	32	21.408	44.990	32	24.337	45.062	81	19.853	44.247	63	1 LAP	46.483
38	20.036	45.067	38	23.472	44.864	38	26.739	45.400	32	27.317	45.196	81	21.817	44.296
42	24.753	45.345	42	29.151	45.826	42	32.488	45.470	38	29.639	45.116	32	30.240	45.255
72	25.853	45.371	72	29.489	45.064	72	32.721	45.365	42	36.201	45.929	38	32.688	45.381
24	30.263	46.763	24	35.592	46.757	24	40.694	47.235	72	36.347	45.842	42	40.199	46.330
50	35.908	45.959	50	40.025	45.545							72	40.550	46.535

SEMSEC Sports Racing & Kit Cars Championship - Race A

RACE 1 - LAP CHART

Lap 11			Lap 12			Lap 13			Lap 14			Lap 15		
No	Behind	Laptime	No	Behind	Laptime	No	Behind	Laptime	No	Behind	Laptime	No	Behind	Laptime
58		41.810	58		42.338	60		42.152	60		41.660	60		42.607
60	0.157	41.201	60	0.105	42.286	72	1 LAP	48.051	72	1 LAP	46.714	32	1 LAP	45.436
24	1 LAP	46.900	72	1 LAP	45.565	42	1 LAP	50.066	42	1 LAP	47.645	38	1 LAP	45.924
50	1 LAP	45.844	42	1 LAP	47.377	58	14.699	56.956	58	17.770	44.731	72	1 LAP	45.125
34	18.780	43.898	50	1 LAP	45.882	50	1 LAP	46.277	50	1 LAP	45.864	58	18.688	43.525
63	1 LAP	45.150	24	1 LAP	48.000	24	1 LAP	46.738	24	1 LAP	46.662	42	1 LAP	46.377
81	24.753	44.746	34	20.772	44.330	34	22.761	44.246	34	25.856	44.755	50	1 LAP	45.858
32	33.607	45.177	63	1 LAP	45.205	63	1 LAP	45.153	63	1 LAP	45.205	34	27.285	44.036
38	35.790	44.912	81	27.094	44.679	81	29.087	44.250	81	31.928	44.501	24	1 LAP	47.408
			32	36.598	45.329	32	39.624	45.283				63	1 LAP	44.920
			38	38.449	44.997	38	41.275	45.083				81	34.249	44.928

SEMSEC Sports Racing & Kit Cars Championship - Race B
RACE 4 - GRID

ROW 6	63 Paul CALLER	
ROW 5	50 Nick COLE	24 Alastair HEYS
ROW 4	72 Scott MAKIN	42 Andy BOURN
ROW 3	32 Steve GARNER	38 Mark BISHOP
ROW 2	34 Nigel BENT	81 Ian CONIBEAR
ROW 1	60 Mike FIELD	58 Charles HARVEY-KELLY
Pole		
		

Lydden Hill
Circuit Length = 1.0000 miles

These results are provisional until the conclusion of any judicial and technical matters.

Clerk of Course :		Timekeeper :
-------------------	--	--------------

SEMSEC Sports Racing & Kit Cars Championship - Race B

RACE 4 - CLASSIFICATION

POS	NO	CL	NAME	ENTRY	LAPS	TIME	GAP	DIFF	MPH	BEST	ON
1	60	10	Mike FIELD	Stohr DSR	15	10:25.400			86.34	40.747	5
2	58	8	Charles HARVEY-KELLY	Radical SR4	15	10:43.515	18.115	18.115	83.91	41.802	3
3	34	7	Nigel BENT	Caterham CSR 260	15	11:04.515	39.115	21.000	81.26	43.130	6
4	81	7	Ian CONIBEAR	Caterham SLR	15	11:08.345	42.945	3.830	80.79	43.745	5
5	32	6	Steve GARNER	Westfield Megabusa	14	10:33.538	1 lap	1 lap	79.55	44.342	4
6	38	7	Mark BISHOP	Caterham Seven	14	10:36.931	1 lap	3.393	79.12	44.623	2
7	63	6	Paul CALLER	Caterham R400	14	10:37.179	1 lap	0.248	79.09	44.431	8
8	42	7	Andy BOURN	Caterham C400	14	10:46.904	1 lap	9.725	77.90	45.352	7
9	50	6	Nick COLE	Caterham SLR	14	10:52.621	1 lap	5.717	77.22	45.478	4
10	72	5	Scott MAKIN	Sylva Riot	14	10:58.861	1 lap	6.240	76.49	44.963	10
11	24	6	Alastair HEYS	Westfield Megabusa	14	11:05.347	1 lap	6.486	75.74	46.316	4

FASTEST LAP

34	7	Nigel BENT	Caterham CSR 260	6	43.130	83.46 mph	134.32 kph
72	5	Scott MAKIN	Sylva Riot	10	44.963	80.06 mph	128.84 kph
32	6	Steve GARNER	Westfield Megabusa	4	44.342	81.18 mph	130.65 kph
60	10	Mike FIELD	Stohr DSR	5	40.747	88.34 mph	142.18 kph
58	8	Charles HARVEY-KELLY	Radical SR4	3	41.802	86.11 mph	138.59 kph

Weather / Track : Sunny / Dry

These results are provisional until the conclusion of any judicial and technical matters.

Lydden Hill
 Circuit Length = 1.0000 miles
 Start: 15:20 End: 15:31

Clerk of Course :		Timekeeper :
-------------------	--	--------------

SEMSEC Sports Racing & Kit Cars Championship - Race B

RACE 4 - LAP CHART

Lap 1			Lap 2			Lap 3			Lap 4			Lap 5		
No	Behind	Laptime	No	Behind	Laptime	No	Behind	Laptime	No	Behind	Laptime	No	Behind	Laptime
60		46.449	60		41.551	60		40.940	60		41.377	60		40.747
58	0.431	46.880	58	1.057	42.177	58	1.919	41.802	58	2.350	41.808	58	3.693	42.090
81	2.547	48.996	81	5.395	44.399	34	8.398	43.824	34	10.452	43.431	34	12.893	43.188
34	2.798	49.247	34	5.514	44.267	81	8.864	44.409	81	11.234	43.747	81	14.232	43.745
32	3.400	49.849	32	6.673	44.824	32	10.295	44.562	32	13.260	44.342	32	16.889	44.376
38	3.831	50.280	38	6.903	44.623	38	11.045	45.082	38	14.373	44.705	38	18.312	44.686
63	5.030	51.479	63	8.472	44.993	63	12.427	44.895	63	17.122	46.072	63	21.277	44.902
42	5.475	51.924	42	10.117	46.193	42	14.830	45.653	42	19.038	45.585	42	24.234	45.943
24	5.939	52.388	50	10.913	46.173	50	15.468	45.495	50	19.569	45.478	50	24.634	45.812
50	6.291	52.740	72	11.837	46.649	72	16.017	45.120	72	19.867	45.227	72	24.863	45.743
72	6.739	53.188	24	12.557	48.169	24	17.947	46.330	24	22.886	46.316	24	28.522	46.383

SEMSEC Sports Racing & Kit Cars Championship - Race B

RACE 4 - LAP CHART

Lap 6			Lap 7			Lap 8			Lap 9			Lap 10		
No	Behind	Laptime	No	Behind	Laptime	No	Behind	Laptime	No	Behind	Laptime	No	Behind	Laptime
60		40.764	60		41.533	60		41.371	60		41.719	60		41.745
58	5.198	42.269	58	5.839	42.174	58	6.541	42.073	24	1 LAP	47.384	72	1 LAP	45.748
34	15.259	43.130	34	17.164	43.438	34	19.430	43.637	58	6.842	42.020	50	1 LAP	46.930
81	17.364	43.896	81	19.830	43.999	81	22.675	44.216	34	21.591	43.880	58	8.403	43.306
32	20.934	44.809	32	24.352	44.951	32	27.573	44.592	81	25.072	44.116	24	1 LAP	47.741
38	22.588	45.040	38	26.096	45.041	38	29.984	45.259	32	30.959	45.105	34	23.692	43.846
63	25.714	45.201	63	28.960	44.779	63	32.020	44.431	38	33.436	45.171	81	27.653	44.326
42	29.290	45.820	42	33.109	45.352	42	37.512	45.774	63	35.219	44.918	32	34.147	44.933
50	29.553	45.683	50	34.210	46.190	50	38.344	45.505	42	41.443	45.650	38	36.822	45.131
72	29.879	45.780	72	34.425	46.079	72	38.549	45.495				63	38.155	44.681
24	34.610	46.852	24	39.782	46.705									

SEMSEC Sports Racing & Kit Cars Championship - Race B

RACE 4 - LAP CHART

Lap 11			Lap 12			Lap 13			Lap 14			Lap 15		
No	Behind	Laptime	No	Behind	Laptime	No	Behind	Laptime	No	Behind	Laptime	No	Behind	Laptime
60		41.345	60		41.375	60		41.320	60		41.797	60		41.367
42	1 LAP	45.783	63	1 LAP	45.068	32	1 LAP	45.348	32	1 LAP	45.233	32	1 LAP	45.524
72	1 LAP	44.963	42	1 LAP	45.670	38	1 LAP	45.773	38	1 LAP	45.324	38	1 LAP	45.477
50	1 LAP	45.837	72	1 LAP	45.587	63	1 LAP	45.063	63	1 LAP	45.449	63	1 LAP	45.248
58	10.244	43.186	50	1 LAP	46.033	42	1 LAP	45.738	58	15.722	43.302	58	18.115	43.760
24	1 LAP	47.598	58	12.256	43.387	58	14.217	43.281	42	1 LAP	46.147	42	1 LAP	45.672
34	26.070	43.723	24	1 LAP	47.022	72	1 LAP	48.334	72	1 LAP	47.641	50	1 LAP	46.877
81	30.607	44.299	34	28.929	44.234	50	1 LAP	47.255	50	1 LAP	46.613	72	1 LAP	53.307
32	37.892	45.090	81	33.725	44.493	24	1 LAP	47.021	24	1 LAP	47.176	34	39.115	46.889
38	40.816	45.339				34	31.643	44.034	34	33.593	43.747	24	1 LAP	48.262
						81	36.847	44.442	81	39.964	44.914	81	42.945	44.348

SEMSEC Saloons & Sports Car Championship

QUALIFYING - RACE 2 - CLASSIFICATION

POS	NO	CL	NAME	ENTRY	TIME	ON	LAPS	GAP	DIFF	MPH
1	26	4	Bill RICHARDS	Metro Cosworth	44.376	6	15			81.12
2	8	4	Cliff FINN	Ginetta G12	45.278	16	18	0.902	0.902	79.50
3	96	3	Nigel CRAIG	Subaru Impreza Turbo 4WD	46.091	8	10	1.715	0.813	78.10
4	14	4	Mark WALKLETT	Ginetta G12	46.124	8	11	1.748	0.033	78.04
5	11	3	Steve WEATHERLEY	Ford Sierra Sapphire	46.338	6	8	1.962	0.214	77.68
6	49	4	Steve WATERMAN	Toyota Starlet	46.572	9	18	2.196	0.234	77.29
7	20	1	Gerald DALE	Mondo Mini	47.748	11	13	3.372	1.176	75.39
8	25	1	Stephen KING	Rover Mini	47.985	4	12	3.609	0.237	75.02
9	71	3	Tony SKELTON	Renault Clio	48.162	9	10	3.786	0.177	74.74
10	27	2	Stuart GIBBONS	Ginetta G20	48.598	14	18	4.222	0.436	74.07
11	4	2	Paul RICHARDSON	Ginetta G20	49.014	15	18	4.638	0.416	73.44
12	13	2	Mary GRINHAM	Rover/Maguire Mini	49.399	17	17	5.023	0.385	72.87
13	80	3	Ashley DAVIES	Renault Clio 172	49.779	7	17	5.403	0.380	72.31
14	74	1	Paul BERNAL-RYAN	MG Midget	51.268	6	10	6.892	1.489	70.21
15	22	1	Tristram BARDEN	Rover Mini	51.561	7	8	7.185	0.293	69.81
16	7	2	Peter OSBORNE	Renault Clio16v	51.627	14	16	7.251	0.066	69.72
17	2	2	Barrie COPE	Ford Fiesta XR2	53.667	5	9	9.291	2.040	67.07
18	41	2	Kieron LEHANE	Ford Fiesta	54.655	9	10	10.279	0.988	65.86
19	48	2	Christopher GOULD	VW Golf GTi MkII	56.297	11	11	11.921	1.642	63.94

Weather / Track : Sunny / Dry

These results are provisional until the conclusion of any judicial and technical matters.

Lydden Hill
 Circuit Length = 1.0000 miles
 Start: 13:04 End: 13:20

Clerk of Course :		Timekeeper :
-------------------	--	--------------

SEMSEC Saloons & Sports Car Championship

QUALIFYING - RACE 2 - LAP ANALYSIS

2	Barrie COPE			2 Ford Fiesta XR2			
1 -	1:00.883	+ 7.216	13:05:45.851	6 -	54.437	+ 0.770	13:10:19.743
2 -	55.499	+ 1.832	13:06:41.350	7 -	55.162	+ 1.495	13:11:14.905
3 -	55.479	+ 1.812	13:07:36.829	8 -	54.155	+ 0.488	13:12:09.060
4 -	54.810	+ 1.143	13:08:31.639	9 -	54.214	+ 0.547	13:13:03.274
5 -	53.667		13:09:25.306				
4	Paul RICHARDSON			2 Ginetta G20			
1 -	59.374	+ 10.360	13:05:41.361	10 -	50.970	+ 1.956	13:13:16.137
2 -	53.311	+ 4.297	13:06:34.672	11 -	50.372	+ 1.358	13:14:06.509
3 -	51.265	+ 2.251	13:07:25.937	12 -	49.768	+ 0.754	13:14:56.277
4 -	50.886	+ 1.872	13:08:16.823	13 -	49.843	+ 0.829	13:15:46.120
5 -	50.096	+ 1.082	13:09:06.919	14 -	49.653	+ 0.639	13:16:35.773
6 -	49.807	+ 0.793	13:09:56.726	15 -	49.014		13:17:24.787
7 -	49.586	+ 0.572	13:10:46.312	16 -	49.853	+ 0.839	13:18:14.640
8 -	49.739	+ 0.725	13:11:36.051	17 -	52.247	+ 3.233	13:19:06.887
9 -	49.116	+ 0.102	13:12:25.167	18 -	50.863	+ 1.849	13:19:57.750
7	Peter OSBORNE			2 Renault Clio16v			
1 -	1:12.454	+ 20.827	13:06:03.744	9 -	54.074	+ 2.447	13:13:38.552
2 -	1:02.133	+ 10.506	13:07:05.877	10 -	53.289	+ 1.662	13:14:31.841
3 -	58.399	+ 6.772	13:08:04.276	11 -	52.984	+ 1.357	13:15:24.825
4 -	57.024	+ 5.397	13:09:01.300	12 -	52.427	+ 0.800	13:16:17.252
5 -	54.242	+ 2.615	13:09:55.542	13 -	52.043	+ 0.416	13:17:09.295
6 -	59.112	+ 7.485	13:10:54.654	14 -	51.627		13:18:00.922
7 -	55.127	+ 3.500	13:11:49.781	15 -	51.949	+ 0.322	13:18:52.871
8 -	54.697	+ 3.070	13:12:44.478	16 -	52.087	+ 0.460	13:19:44.958
8	Cliff FINN			4 Ginetta G12			
1 -	53.075	+ 7.797	13:05:46.687	10 -	46.138	+ 0.860	13:12:45.451
2 -	49.297	+ 4.019	13:06:35.984	11 -	45.607	+ 0.329	13:13:31.058
3 -	46.342	+ 1.064	13:07:22.326	12 -	45.863	+ 0.585	13:14:16.921
4 -	46.877	+ 1.599	13:08:09.203	13 -	45.683	+ 0.405	13:15:02.604
5 -	46.921	+ 1.643	13:08:56.124	14 -	45.943	+ 0.665	13:15:48.547
6 -	45.406	+ 0.128	13:09:41.530	15 -	45.550	+ 0.272	13:16:34.097
7 -	46.401	+ 1.123	13:10:27.931	16 -	45.278		13:17:19.375
8 -	45.938	+ 0.660	13:11:13.869	17 -	45.297	+ 0.019	13:18:04.672
9 -	45.444	+ 0.166	13:11:59.313	18 -	45.297	+ 0.019	13:18:49.969
11	Steve WEATHERLEY			3 Ford Sierra Sapphire			
1 -	1:00.372	+ 14.034	13:05:29.731	5 -	46.842	+ 0.504	13:08:42.757
2 -	50.699	+ 4.361	13:06:20.430	6 -	46.338		13:09:29.095
3 -	47.567	+ 1.229	13:07:07.997	7 -	48.121	+ 1.783	13:10:17.216
4 -	47.918	+ 1.580	13:07:55.915	8 -	46.809	+ 0.471	13:11:04.025
13	Mary GRINHAM			2 Rover/Maguire Mini			
1 -	1:01.166	+ 11.767	13:05:42.119	10 -	50.979	+ 1.580	13:13:26.127
2 -	53.614	+ 4.215	13:06:35.733	11 -	50.531	+ 1.132	13:14:16.658
3 -	51.408	+ 2.009	13:07:27.141	12 -	50.525	+ 1.126	13:15:07.183
4 -	52.092	+ 2.693	13:08:19.233	13 -	50.706	+ 1.307	13:15:57.889
5 -	50.653	+ 1.254	13:09:09.886	14 -	49.713	+ 0.314	13:16:47.602
6 -	50.992	+ 1.593	13:10:00.878	15 -	49.934	+ 0.535	13:17:37.536
7 -	52.702	+ 3.303	13:10:53.580	16 -	49.601	+ 0.202	13:18:27.137
8 -	50.593	+ 1.194	13:11:44.173	17 -	49.399		13:19:16.536
9 -	50.975	+ 1.576	13:12:35.148				
14	Mark WALKLETT			4 Ginetta G12			
1 -	59.203	+ 13.079	13:05:42.597	7 -	47.432	+ 1.308	13:10:35.680
2 -	50.646	+ 4.522	13:06:33.243	8 -	46.124		13:11:21.804
3 -	48.303	+ 2.179	13:07:21.546	9 -	55.197	+ 9.073	13:12:17.001
4 -	48.533	+ 2.409	13:08:10.079	10 -	6:17.833	+ 5:31.709	13:18:34.834
5 -	49.284	+ 3.160	13:08:59.363	11 -	49.630	+ 3.506	13:19:24.464
6 -	48.885	+ 2.761	13:09:48.248				

Lydden Hill
Circuit Length = 1.0000 miles
Start: 13:04 End: 13:20

Weather / Track : Sunny / Dry

SEMSEC Saloons & Sports Car Championship

QUALIFYING - RACE 2 - LAP ANALYSIS

20	Gerald DALE		1 Mondo Mini				
1 -	53.212	+ 5.464	13:05:29.011	8 -	48.427	+ 0.679	13:11:25.139
2 -	49.464	+ 1.716	13:06:18.475	9 -	47.932	+ 0.184	13:12:13.071
3 -	48.287	+ 0.539	13:07:06.762	10 -	47.980	+ 0.232	13:13:01.051
4 -	52.718	+ 4.970	13:07:59.480	11 -	47.748		13:13:48.799
5 -	49.953	+ 2.205	13:08:49.433	12 -	47.898	+ 0.150	13:14:36.697
6 -	54.905	+ 7.157	13:09:44.338	13 -	48.159	+ 0.411	13:15:24.856
7 -	52.374	+ 4.626	13:10:36.712				
22	Tristram BARDEN		1 Rover Mini				
1 -	58.182	+ 6.621	13:05:35.953	5 -	52.093	+ 0.532	13:09:06.344
2 -	53.324	+ 1.763	13:06:29.277	6 -	56.921	+ 5.360	13:10:03.265
3 -	52.143	+ 0.582	13:07:21.420	7 -	51.561		13:10:54.826
4 -	52.831	+ 1.270	13:08:14.251	8 -	1:00.532	+ 8.971	13:11:55.358
25	Stephen KING		1 Rover Mini				
1 -	58.322	+ 10.337	13:05:53.366	7 -	48.404	+ 0.419	13:10:48.096
2 -	51.808	+ 3.823	13:06:45.174	8 -	54.537	+ 6.552	13:11:42.633
3 -	49.108	+ 1.123	13:07:34.282	9 -	48.946	+ 0.961	13:12:31.579
4 -	47.985		13:08:22.267	10 -	49.000	+ 1.015	13:13:20.579
5 -	48.338	+ 0.353	13:09:10.605	11 -	48.487	+ 0.502	13:14:09.066
6 -	49.087	+ 1.102	13:09:59.692	12 -	48.433	+ 0.448	13:14:57.499
26	Bill RICHARDS		4 Metro Cosworth				
1 -	58.948	+ 14.572	13:05:38.181	9 -	45.025	+ 0.649	13:11:44.996
2 -	50.234	+ 5.858	13:06:28.415	10 -	44.838	+ 0.462	13:12:29.834
3 -	46.457	+ 2.081	13:07:14.872	11 -	45.105	+ 0.729	13:13:14.939
4 -	46.788	+ 2.412	13:08:01.660	12 -	44.880	+ 0.504	13:13:59.819
5 -	44.894	+ 0.518	13:08:46.554	13 -	55.718	+ 11.342	13:14:55.537
6 -	44.376		13:09:30.930	14 -	53.649	+ 9.273	13:15:49.186
7 -	44.465	+ 0.089	13:10:15.395	15 -	45.791	+ 1.415	13:16:34.977
8 -	44.576	+ 0.200	13:10:59.971				
27	Stuart GIBBONS		2 Ginetta G20				
1 -	1:00.219	+ 11.621	13:05:46.156	10 -	51.767	+ 3.169	13:13:17.581
2 -	52.288	+ 3.690	13:06:38.444	11 -	49.197	+ 0.599	13:14:06.778
3 -	48.915	+ 0.317	13:07:27.359	12 -	48.928	+ 0.330	13:14:55.706
4 -	49.881	+ 1.283	13:08:17.240	13 -	48.780	+ 0.182	13:15:44.486
5 -	49.962	+ 1.364	13:09:07.202	14 -	48.598		13:16:33.084
6 -	50.049	+ 1.451	13:09:57.251	15 -	50.026	+ 1.428	13:17:23.110
7 -	49.713	+ 1.115	13:10:46.964	16 -	48.829	+ 0.231	13:18:11.939
8 -	50.232	+ 1.634	13:11:37.196	17 -	48.955	+ 0.357	13:19:00.894
9 -	48.618	+ 0.020	13:12:25.814	18 -	48.910	+ 0.312	13:19:49.804
41	Kieron LEHANE		2 Ford Fiesta				
1 -	1:03.821	+ 9.166	13:06:00.547	6 -	56.005	+ 1.350	13:10:43.054
2 -	58.447	+ 3.792	13:06:58.994	7 -	56.140	+ 1.485	13:11:39.194
3 -	56.506	+ 1.851	13:07:55.500	8 -	56.490	+ 1.835	13:12:35.684
4 -	56.105	+ 1.450	13:08:51.605	9 -	54.655		13:13:30.339
5 -	55.444	+ 0.789	13:09:47.049	10 -	54.764	+ 0.109	13:14:25.103
48	Christopher GOULD		2 VW Golf GTi MkII				
1 -	1:06.912	+ 10.615	13:06:05.076	7 -	57.202	+ 0.905	13:12:06.115
2 -	1:02.195	+ 5.898	13:07:07.271	8 -	56.829	+ 0.532	13:13:02.944
3 -	1:03.653	+ 7.356	13:08:10.924	9 -	1:00.670	+ 4.373	13:14:03.614
4 -	1:01.950	+ 5.653	13:09:12.874	10 -	57.506	+ 1.209	13:15:01.120
5 -	57.175	+ 0.878	13:10:10.049	11 -	56.297		13:15:57.417
6 -	58.864	+ 2.567	13:11:08.913				
49	Steve WATERMAN		4 Toyota Starlet				
1 -	56.323	+ 9.751	13:05:48.501	10 -	47.001	+ 0.429	13:13:09.365
2 -	51.742	+ 5.170	13:06:40.243	11 -	47.669	+ 1.097	13:13:57.034
3 -	47.691	+ 1.119	13:07:27.934	12 -	46.902	+ 0.330	13:14:43.936

Lydden Hill
 Circuit Length = 1.0000 miles
 Start: 13:04 End: 13:20

Weather / Track : Sunny / Dry


SEMSEC Saloons & Sports Car Championship

QUALIFYING - RACE 2 - LAP ANALYSIS

4 -	51.698	+ 5.126	13:08:19.632	13 -	46.617	+ 0.045	13:15:30.553
5 -	50.930	+ 4.358	13:09:10.562	14 -	46.950	+ 0.378	13:16:17.503
6 -	49.716	+ 3.144	13:10:00.278	15 -	46.823	+ 0.251	13:17:04.326
7 -	47.565	+ 0.993	13:10:47.843	16 -	46.624	+ 0.052	13:17:50.950
8 -	47.949	+ 1.377	13:11:35.792	17 -	47.212	+ 0.640	13:18:38.162
9 -	46.572		13:12:22.364	18 -	46.854	+ 0.282	13:19:25.016
71	Tony SKELTON		3	Renault Clio			
1 -	56.217	+ 8.055	13:05:57.094	6 -	48.363	+ 0.201	13:10:01.266
2 -	49.408	+ 1.246	13:06:46.502	7 -	48.446	+ 0.284	13:10:49.712
3 -	49.264	+ 1.102	13:07:35.766	8 -	48.619	+ 0.457	13:11:38.331
4 -	48.545	+ 0.383	13:08:24.311	9 -	48.162		13:12:26.493
5 -	48.592	+ 0.430	13:09:12.903	10 -	50.322	+ 2.160	13:13:16.815
74	Paul BERNAL-RYAN		1	MG Midget			
1 -	56.480	+ 5.212	13:05:28.150	6 -	51.268		13:09:49.953
2 -	53.712	+ 2.444	13:06:21.862	7 -	51.349	+ 0.081	13:10:41.302
3 -	52.072	+ 0.804	13:07:13.934	8 -	51.660	+ 0.392	13:11:32.962
4 -	52.811	+ 1.543	13:08:06.745	9 -	51.404	+ 0.136	13:12:24.366
5 -	51.940	+ 0.672	13:08:58.685	10 -	52.999	+ 1.731	13:13:17.365
80	Ashley DAVIES		3	Renault Clio 172			
1 -	1:02.192	+ 12.413	13:06:01.688	10 -	50.118	+ 0.339	13:13:37.943
2 -	51.918	+ 2.139	13:06:53.606	11 -	50.998	+ 1.219	13:14:28.941
3 -	51.068	+ 1.289	13:07:44.674	12 -	51.549	+ 1.770	13:15:20.490
4 -	50.825	+ 1.046	13:08:35.499	13 -	51.178	+ 1.399	13:16:11.668
5 -	50.524	+ 0.745	13:09:26.023	14 -	50.852	+ 1.073	13:17:02.520
6 -	51.094	+ 1.315	13:10:17.117	15 -	51.136	+ 1.357	13:17:53.656
7 -	49.779		13:11:06.896	16 -	51.303	+ 1.524	13:18:44.959
8 -	50.165	+ 0.386	13:11:57.061	17 -	51.156	+ 1.377	13:19:36.115
9 -	50.764	+ 0.985	13:12:47.825				
96	Nigel CRAIG		3	Subaru Impreza Turbo 4WD			
1 -	58.987	+ 12.896	13:05:30.712	6 -	55.955	+ 9.864	13:11:52.516
2 -	51.795	+ 5.704	13:06:22.507	7 -	50.534	+ 4.443	13:12:43.050
3 -	56.799	+ 10.708	13:07:19.306	8 -	46.091		13:13:29.141
4 -	48.331	+ 2.240	13:08:07.637	9 -	53.909	+ 7.818	13:14:23.050
5 -	2:48.924	+ 2:02.833	13:10:56.561	10 -	46.582	+ 0.491	13:15:09.632

SEMSEC Saloons & Sports Car Championship - Race A

RACE 2 - GRID

ROW 10	56.297 48 Christopher GOULD	
ROW 9	53.667 2 Barrie COPE	54.655 41 Kieron LEHANE
ROW 8	51.561 22 Tristram BARDEN	51.627 7 Peter OSBORNE
ROW 7	49.779 80 Ashley DAVIES	51.268 74 Paul BERNAL-RYAN
ROW 6	49.014 4 Paul RICHARDSON	49.399 13 Mary GRINHAM
ROW 5	48.162 71 Tony SKELTON	48.598 27 Stuart GIBBONS
ROW 4	47.748 20 Gerald DALE	47.985 25 Stephen KING
ROW 3	46.338 11 Steve WEATHERLEY	46.572 49 Steve WATERMAN
ROW 2	46.091 96 Nigel CRAIG	46.124 14 Mark WALKLETT
ROW 1	44.376 26 Bill RICHARDS	45.278 8 Cliff FINN
Pole		
		

Lydden Hill
Circuit Length = 1.0000 miles

These results are provisional until the conclusion of any judicial and technical matters.

Clerk of Course :		Timekeeper :

SEMSEC Saloons & Sports Car Championship - Race A

RACE 2 - CLASSIFICATION

POS	NO	CL	NAME	ENTRY	LAPS	TIME	GAP	DIFF	MPH	BEST	ON
1	26	4	Bill RICHARDS	Metro Cosworth	15	11:31.445			78.09	45.056	14
2	14	4	Mark WALKLETT	Ginetta G12	15	11:33.148	1.703	1.703	77.90	45.179	4
3	96	3	Nigel CRAIG	Subaru Impreza Turbo 4WD	15	11:48.628	17.183	15.480	76.20	45.781	3
4	11	3	Steve WEATHERLEY	Ford Sierra Sapphire	15	11:49.618	18.173	0.990	76.09	46.276	4
5	49	4	Steve WATERMAN	Toyota Starlet	15	11:50.776	19.331	1.158	75.97	46.341	10
6	71	3	Tony SKELTON	Renault Clio	15	12:08.426	36.981	17.650	74.13	47.535	9
7	25	1	Stephen KING	Rover Mini	14	11:31.831	1 lap	1 lap	72.84	48.521	5
8	13	2	Mary GRINHAM	Rover/Maguire Mini	14	11:32.382	1 lap	0.551	72.79	48.500	7
9	27	2	Stuart GIBBONS	Ginetta G20	14	11:37.617	1 lap	5.235	72.24	48.761	3
10	4	2	Paul RICHARDSON	Ginetta G20	14	11:51.307	1 lap	13.690	70.85	49.386	11
11	7	2	Peter OSBORNE	Renault Clio16v	14	12:00.512	1 lap	9.205	69.94	50.428	13
12	2	2	Barrie COPE	Ford Fiesta XR2	13	12:01.175	2 laps	1 lap	64.89	53.769	2
13	48	2	Christopher GOULD	VW Golf GTi MkII	13	12:34.258	2 laps	33.083	62.04	54.491	12

NOT CLASSIFIED

DNF	8	4	Cliff FINN	Ginetta G12	7	5:27.709	8 laps	6 laps	76.89	45.152	4
DNF	74	1	Paul BERNAL-RYAN	MG Midget	7	6:17.490	8 laps	49.781	66.75	52.510	4
DNF	20	1	Gerald DALE	Mondo Mini	2	1:44.522	13 laps	5 laps	68.88	49.907	2
DNF	22	1	Tristram BARDEN	Rover Mini	2	2:05.056	13 laps	20.534	57.57	1:05.840	2
DNF	41	2	Kieron LEHANE	Ford Fiesta	0						

FASTEST LAP

25	1	Stephen KING	Rover Mini	5	48.521	74.19 mph	119.40 kph
13	2	Mary GRINHAM	Rover/Maguire Mini	7	48.500	74.22 mph	119.45 kph
26	4	Bill RICHARDS	Metro Cosworth	14	45.056	79.89 mph	128.58 kph
96	3	Nigel CRAIG	Subaru Impreza Turbo 4WD	3	45.781	78.63 mph	126.54 kph

Weather / Track : Sunny / Dry

These results are provisional until the conclusion of any judicial and technical matters.

Lydden Hill
Circuit Length = 1.0000 miles
Start: 14:45 End: 14:57

Clerk of Course :	Timekeeper :
-------------------	--------------

SEMSEC Saloons & Sports Car Championship - Race A

RACE 2 - LAP CHART

Lap 1			Lap 2			Lap 3			Lap 4			Lap 5		
No	Behind	Laptime	No	Behind	Laptime	No	Behind	Laptime	No	Behind	Laptime	No	Behind	Laptime
26		50.291	26		46.341	26		45.193	26		45.074	26		48.371
14	0.527	50.818	8	0.350	45.552	8	0.428	45.271	8	0.506	45.152	14	0.362	47.755
96	0.778	51.069	14	0.702	46.516	14	0.873	45.364	14	0.978	45.179	8	0.813	48.678
8	1.139	51.430	96	1.404	46.967	96	1.992	45.781	96	3.446	46.528	96	1.377	46.302
49	2.371	52.662	49	3.057	47.027	49	5.106	47.242	49	6.749	46.717	49	5.470	47.092
13	3.520	53.811	11	5.126	47.133	11	6.367	46.434	11	7.569	46.276	11	6.395	47.197
25	3.941	54.232	13	5.952	48.773	13	9.472	48.713	13	13.017	48.619	48	1 LAP	1:00.580
20	4.324	54.615	25	6.211	48.611	25	9.736	48.718	71	13.706	48.810	71	13.773	48.438
11	4.334	54.625	71	7.000	48.256	71	9.970	48.163	25	14.325	49.663	13	14.221	49.575
71	5.085	55.376	20	7.890	49.907	27	14.030	48.761	27	17.898	48.942	25	14.475	48.521
27	7.036	57.327	27	10.462	49.767	7	19.886	50.834	4	25.798	49.978	27	18.639	49.112
22	8.925	59.216	7	14.245	51.469	4	20.894	50.342	7	26.009	51.197	4	27.301	49.874
7	9.117	59.408	4	15.745	52.119	74	23.569	52.588	74	31.005	52.510	7	28.144	50.506
74	9.587	59.878	74	16.174	52.928	2	29.416	54.180	2	38.514	54.172	74	35.962	53.328
4	9.967	1:00.258	2	20.429	53.769	48	40.249	57.301						
2	13.001	1:03.292	48	28.141	58.832									
48	15.650	1:05.941	22	28.424	1:05.840									

SEMSEC Saloons & Sports Car Championship - Race A

RACE 2 - LAP CHART


Lap 6			Lap 7			Lap 8			Lap 9			Lap 10		
No	Behind	Laptime	No	Behind	Laptime	No	Behind	Laptime	No	Behind	Laptime	No	Behind	Laptime
26		45.158	26		45.487	26		46.607	26		46.251	26		45.589
2	1 LAP	55.069	14	1.617	46.319	14	1.291	46.281	14	0.591	45.551	14	0.502	45.500
14	0.785	45.581	8	1.794	45.850	96	4.725	46.785	96	5.180	46.706	7	1 LAP	51.602
8	1.431	45.776	96	4.547	47.155	74	1 LAP	52.534	11	9.884	46.626	48	2 LAPS	55.839
96	2.879	46.660	49	9.131	46.696	49	9.309	46.785	49	10.670	47.612	96	6.700	47.109
49	7.922	47.610	11	9.454	46.342	11	9.509	46.662	71	21.062	47.535	11	10.688	46.393
11	8.599	47.362	2	1 LAP	56.312	2	1 LAP	54.525	25	26.303	49.215	49	11.422	46.341
71	16.492	47.877	71	18.612	47.607	71	19.778	47.773	2	1 LAP	54.390	71	23.116	47.643
25	17.974	48.657	25	21.174	48.687	25	23.339	48.772	13	27.148	49.369	25	29.928	49.214
13	18.817	49.754	13	21.830	48.500	13	24.030	48.807	27	31.371	48.786	13	30.232	48.673
48	1 LAP	58.944	27	26.363	49.379	27	28.836	49.080	4	43.576	49.392	2	1 LAP	53.803
27	22.471	48.990	48	1 LAP	56.987	4	40.435	50.056				27	35.508	49.726
4	32.552	50.409	4	36.986	49.921	48	1 LAP	55.983						
7	33.593	50.607	7	38.656	50.550	7	42.597	50.548						
74	44.528	53.724												

SEMSEC Saloons & Sports Car Championship - Race A

RACE 2 - LAP CHART

Lap 11			Lap 12			Lap 13			Lap 14			Lap 15		
No	Behind	Laptime	No	Behind	Laptime	No	Behind	Laptime	No	Behind	Laptime	No	Behind	Laptime
26		45.492	26		45.387	26		45.127	26		45.056	26		46.021
14	0.681	45.671	14	0.867	45.573	14	1.132	45.392	14	1.766	45.690	25	1 LAP	49.610
4	1 LAP	49.645	4	1 LAP	49.386	2	2 LAPS	56.226	27	1 LAP	50.240	13	1 LAP	49.705
7	1 LAP	50.573	96	11.110	47.412	4	1 LAP	50.073	96	15.415	47.145	14	1.703	45.958
96	9.085	47.877	7	1 LAP	50.749	96	13.326	47.343	4	1 LAP	50.086	27	1 LAP	49.833
11	11.731	46.535	11	13.123	46.779	11	14.777	46.781	11	16.743	47.022	96	17.183	47.789
49	12.686	46.756	49	13.904	46.605	49	15.490	46.713	49	17.277	46.843	11	18.173	47.451
48	2 LAPS	54.977	48	2 LAPS	54.595	7	1 LAP	51.430	2	2 LAPS	55.509	49	19.331	48.075
71	25.748	48.124	71	28.125	47.764	71	30.814	47.816	7	1 LAP	50.428	4	1 LAP	49.768
25	33.741	49.305	25	37.620	49.266	48	2 LAPS	55.488	71	33.553	47.795	7	1 LAP	50.611
13	34.084	49.344	13	38.165	49.468	25	41.853	49.360	48	2 LAPS	54.491	2	2 LAPS	55.463
27	38.912	48.896	27	42.303	48.778	13	42.309	49.271				71	36.981	49.449
2	1 LAP	54.465										48	2 LAPS	1:04.300

SEMSEC Saloons & Sports Car Championship - Race B
RACE 5 - GRID

ROW 9	22 Tristram BARDEN	41 Kieron LEHANE
ROW 8	74 Paul BERNAL-RYAN	20 Gerald DALE
ROW 7	48 Christopher GOULD	8 Cliff FINN
ROW 6	7 Peter OSBORNE	2 Barrie COPE
ROW 5	27 Stuart GIBBONS	4 Paul RICHARDSON
ROW 4	25 Stephen KING	13 Mary GRINHAM
ROW 3	49 Steve WATERMAN	71 Tony SKELTON
ROW 2	96 Nigel CRAIG	11 Steve WEATHERLEY
ROW 1	26 Bill RICHARDS	14 Mark WALKLETT
Pole		
		

Lydden Hill
 Circuit Length = 1.0000 miles

These results are provisional until the conclusion of any judicial and technical matters.

Clerk of Course :		Timekeeper :
-------------------	--	--------------

SEMSEC Saloons & Sports Car Championship - Race B

RACE 5 - CLASSIFICATION

POS	NO	CL	NAME	ENTRY	LAPS	TIME	GAP	DIFF	MPH	BEST	ON
1	26	4	Bill RICHARDS	Metro Cosworth	15	11:38.026			77.35	45.298	6
2	14	4	Mark WALKLETT	Ginetta G12	15	11:39.582	1.556	1.556	77.18	45.521	6
3	96	3	Nigel CRAIG	Subaru Impreza Turbo 4WD	15	11:39.902	1.876	0.320	77.15	45.841	4
4	11	3	Steve WEATHERLEY	Ford Sierra Sapphire	15	11:52.225	14.199	12.323	75.81	46.105	4
5	71	3	Tony SKELTON	Renault Clio	14	11:41.165	1 lap	1 lap	71.87	47.943	4
6	13	2	Mary GRINHAM	Rover/Maguire Mini	14	11:46.075	1 lap	4.910	71.37	48.725	14
7	25	1	Stephen KING	Rover Mini	14	11:48.511	1 lap	2.436	71.13	49.042	2
8	4	2	Paul RICHARDSON	Ginetta G20	14	11:54.444	1 lap	5.933	70.54	49.061	10
9	7	2	Peter OSBORNE	Renault Clio16v	14	12:00.195	1 lap	5.751	69.97	50.210	14
10	27	2	Stuart GIBBONS	Ginetta G20	14	12:00.482	1 lap	0.287	69.95	49.989	14
11	74	1	Paul BERNAL-RYAN	MG Midget	14	12:01.702	1 lap	1.220	69.83	49.405	14
12	80	3	Ashley DAVIES	Renault Clio 172	14	12:16.473	1 lap	14.771	68.43	50.598	2
13	2	2	Barrie COPE	Ford Fiesta XR2	13	11:59.674	2 laps	1 lap	65.02	53.001	2
14	48	2	Christopher GOULD	VW Golf GTi MkII	13	12:12.029	2 laps	12.355	63.93	54.423	13

NOT CLASSIFIED

DNF	49	4	Steve WATERMAN	Toyota Starlet	12	9:30.480	3 laps	1 lap	75.72	46.566	4
DNF	22	1	Tristram BARDEN	Rover Mini	0						

FASTEST LAP

25	1	1	Stephen KING	Rover Mini	2	49.042		73.40 mph	118.13 kph
13	2	2	Mary GRINHAM	Rover/Maguire Mini	14	48.725		73.88 mph	118.90 kph
26	4	4	Bill RICHARDS	Metro Cosworth	6	45.298		79.47 mph	127.89 kph
96	3	3	Nigel CRAIG	Subaru Impreza Turbo 4WD	4	45.841		78.53 mph	126.38 kph

Weather / Track : Sunny / Dry

These results are provisional until the conclusion of any judicial and technical matters.

Lydden Hill
Circuit Length = 1.0000 miles
Start: 15:44 End: 15:57

Clerk of Course :

Timekeeper :

SEMSEC Saloons & Sports Car Championship - Race B

RACE 5 - LAP CHART

Lap 1			Lap 2			Lap 3			Lap 4			Lap 5		
No	Behind	Laptime	No	Behind	Laptime	No	Behind	Laptime	No	Behind	Laptime	No	Behind	Laptime
96		49.730	96		46.101	96		45.955	96		45.841	26		45.383
14	0.239	49.969	14	0.124	45.986	14	0.329	46.160	26	0.348	45.604	96	0.161	45.892
26	0.792	50.522	26	0.348	45.657	26	0.585	46.192	14	0.916	46.428	14	0.970	45.785
49	3.131	52.861	49	4.426	47.396	11	4.730	46.202	11	4.994	46.105	11	6.017	46.754
11	3.780	53.510	11	4.483	46.804	49	5.514	47.043	49	6.239	46.566	49	7.290	46.782
25	6.134	55.864	25	9.075	49.042	25	12.418	49.298	25	16.448	49.871	25	20.587	49.870
13	6.493	56.223	13	9.526	49.134	13	12.907	49.336	13	16.869	49.803	13	20.958	49.820
80	7.627	57.357	80	12.124	50.598	80	17.499	51.330	7	24.538	51.977	7	29.716	50.909
7	9.031	58.761	7	13.599	50.669	7	18.402	50.758	27	24.891	51.351	27	30.142	50.982
4	9.504	59.234	4	14.570	51.167	27	19.381	50.344	4	25.461	51.412	71	30.538	48.373
27	10.267	59.997	27	14.992	50.826	4	19.890	51.275	74	26.357	52.050	4	31.034	51.304
74	10.519	1:00.249	74	15.256	50.838	74	20.148	50.847	80	26.546	54.888	74	31.350	50.724
2	13.411	1:03.141	2	20.311	53.001	71	25.794	48.563	71	27.896	47.943	80	33.567	52.752
48	14.435	1:04.165	48	22.835	54.501	2	29.078	54.722	2	37.039	53.802	2	45.260	53.952
71	20.977	1:10.707	71	23.186	48.310	48	32.121	55.241	48	41.728	55.448			

SEMSEC Saloons & Sports Car Championship - Race B

RACE 5 - LAP CHART

Lap 6			Lap 7			Lap 8			Lap 9			Lap 10		
No	Behind	Laptime	No	Behind	Laptime	No	Behind	Laptime	No	Behind	Laptime	No	Behind	Laptime
26		45.298	26		46.390	26		45.984	26		45.555	26		45.858
96	0.927	46.064	96	0.768	46.231	80	1 LAP	52.286	74	1 LAP	50.808	96	3.281	47.487
14	1.193	45.521	14	1.085	46.282	96	0.890	46.106	96	1.652	46.317	4	1 LAP	50.387
48	1 LAP	56.476	11	7.592	46.714	14	1.326	46.225	14	2.016	46.245	7	1 LAP	51.533
11	7.268	46.549	2	1 LAP	54.998	11	8.193	46.585	80	1 LAP	53.292	14	4.985	48.827
49	8.888	46.896	49	9.513	47.015	49	10.700	47.171	11	9.803	47.165	27	1 LAP	51.542
25	24.985	49.696	48	1 LAP	56.337	2	1 LAP	54.171	49	12.308	47.163	74	1 LAP	52.765
13	25.341	49.681	25	29.199	50.604	48	1 LAP	55.317	2	1 LAP	54.126	11	11.156	47.211
71	34.392	49.152	13	29.568	50.617	25	33.613	50.398	48	1 LAP	55.012	49	13.678	47.228
7	35.033	50.615	71	35.953	47.951	13	33.934	50.350	25	38.353	50.295	80	1 LAP	53.246
27	35.430	50.586	7	39.264	50.621	71	37.928	47.959	13	38.727	50.348	2	1 LAP	54.049
4	35.779	50.043	27	39.916	50.876	7	43.986	50.706	71	40.362	47.989	25	42.551	50.056
74	36.405	50.353	4	40.178	50.789	4	44.921	50.727				13	43.054	50.185
80	40.382	52.113	74	40.806	50.791	27	45.204	51.272				71	43.313	48.809

SEMSEC Saloons & Sports Car Championship - Race B

RACE 5 - LAP CHART

Lap 11			Lap 12			Lap 13			Lap 14			Lap 15		
No	Behind	Laptime	No	Behind	Laptime	No	Behind	Laptime	No	Behind	Laptime	No	Behind	Laptime
26		45.643	26		46.287	26		47.198	26		49.672	26		46.783
48	2 LAPS	57.313	71	1 LAP	49.389	71	1 LAP	48.735	71	1 LAP	48.406	14	1.556	46.252
96	4.354	46.716	25	1 LAP	50.595	96	4.931	47.343	96	1.775	46.516	96	1.876	46.884
14	6.055	46.713	13	1 LAP	50.804	25	1 LAP	51.068	14	2.087	46.237	71	1 LAP	48.879
4	1 LAP	49.061	96	4.786	46.719	14	5.522	46.332	25	1 LAP	50.544	13	1 LAP	48.725
7	1 LAP	51.266	14	6.388	46.620	13	1 LAP	51.245	13	1 LAP	49.804	25	1 LAP	51.310
27	1 LAP	50.467	4	1 LAP	49.477	2	2 LAPS	58.449	11	13.110	47.822	11	14.199	47.872
74	1 LAP	50.280	48	2 LAPS	55.092	4	1 LAP	49.471	4	1 LAP	50.552	4	1 LAP	49.545
11	12.739	47.226	11	14.125	47.673	11	14.960	48.033	2	2 LAPS	56.508	2	2 LAPS	54.099
49	15.358	47.323	7	1 LAP	51.179	7	1 LAP	50.649	7	1 LAP	50.342	7	1 LAP	50.210
80	1 LAP	51.757	27	1 LAP	51.187	27	1 LAP	50.585	27	1 LAP	50.478	27	1 LAP	49.989
2	1 LAP	54.656	49	16.107	47.036	48	2 LAPS	56.170	74	1 LAP	50.441	74	1 LAP	49.405
			74	1 LAP	51.296	74	1 LAP	50.855	48	2 LAPS	56.534	48	2 LAPS	54.423
			80	1 LAP	52.040	80	1 LAP	51.666	80	1 LAP	51.440	80	1 LAP	51.708

SEMSEC Open Single Seater Championship

QUALIFYING - RACE 3 - CLASSIFICATION

POS	NO	CL	NAME	ENTRY	TIME	ON	LAPS	GAP	DIFF	MPH
1	22	A	Mike SCOTT	Speads RM02	42.408	5	6			84.88
2	13	D	Christopher CHANDLER	Tatuus Formula Renault	44.783	9	9	2.375	2.375	80.38
3	2	C	Robert HOWE	Van Diemen RF96	45.295	15	18	2.887	0.512	79.47
4	66	C	Kevan McLURG	Van Diemen RF2000	46.922	18	19	4.514	1.627	76.72
5	19	B	Innes HICKMAN	Marrick FF-CWA	49.642	6	7	7.234	2.720	72.51

Weather / Track : Sunny / Dry

These results are provisional until the conclusion of any judicial and technical matters.

Lydden Hill
 Circuit Length = 1.0000 miles
 Start: 13:38 End: 13:53

Clerk of Course :


Timekeeper :

SEMSEC Open Single Seater Championship

QUALIFYING - RACE 3 - LAP ANALYSIS

2	Robert HOWE						C	Van Diemen RF96	
1 -	53.884	+ 8.589	13:39:35.947	10 -	53.150	+ 7.855	13:47:19.786		
2 -	50.042	+ 4.747	13:40:25.989	11 -	46.008	+ 0.713	13:48:05.794		
3 -	49.041	+ 3.746	13:41:15.030	12 -	45.818	+ 0.523	13:48:51.612		
4 -	54.116	+ 8.821	13:42:09.146	13 -	45.450	+ 0.155	13:49:37.062		
5 -	53.577	+ 8.282	13:43:02.723	14 -	45.506	+ 0.211	13:50:22.568		
6 -	45.725	+ 0.430	13:43:48.448	15 -	45.295		13:51:07.863		
7 -	52.795	+ 7.500	13:44:41.243	16 -	52.785	+ 7.490	13:52:00.648		
8 -	55.891	+ 10.596	13:45:37.134	17 -	55.586	+ 10.291	13:52:56.234		
9 -	49.502	+ 4.207	13:46:26.636	18 -	55.833	+ 10.538	13:53:52.067		
13	Christopher CHANDLER						D	Tatus Formula Renault	
1 -	52.956	+ 8.173	13:39:34.053	6 -	44.788	+ 0.005	13:43:20.963		
2 -	46.863	+ 2.080	13:40:20.916	7 -	44.865	+ 0.082	13:44:05.828		
3 -	45.159	+ 0.376	13:41:06.075	8 -	45.403	+ 0.620	13:44:51.231		
4 -	45.201	+ 0.418	13:41:51.276	9 -	44.783		13:45:36.014		
5 -	44.899	+ 0.116	13:42:36.175						
19	Innes HICKMAN						B	Marrick FF-CWA	
1 -	1:03.063	+ 13.421	13:39:47.999	5 -	50.014	+ 0.372	13:43:12.309		
2 -	52.561	+ 2.919	13:40:40.560	6 -	49.642		13:44:01.951		
3 -	51.075	+ 1.433	13:41:31.635	7 -	51.806	+ 2.164	13:44:53.757		
4 -	50.660	+ 1.018	13:42:22.295						
22	Mike SCOTT						A	Speads RM02	
1 -	57.673	+ 15.265	13:39:48.582	4 -	42.631	+ 0.223	13:42:02.562		
2 -	47.677	+ 5.269	13:40:36.259	5 -	42.408		13:42:44.970		
3 -	43.672	+ 1.264	13:41:19.931	6 -	42.751	+ 0.343	13:43:27.721		
66	Kevan McLURG						C	Van Diemen RF2000	
1 -	52.856	+ 5.934	13:39:33.310	11 -	47.933	+ 1.011	13:47:36.060		
2 -	47.351	+ 0.429	13:40:20.661	12 -	47.995	+ 1.073	13:48:24.055		
3 -	47.020	+ 0.098	13:41:07.681	13 -	48.204	+ 1.282	13:49:12.259		
4 -	47.518	+ 0.596	13:41:55.199	14 -	47.659	+ 0.737	13:49:59.918		
5 -	47.147	+ 0.225	13:42:42.346	15 -	47.494	+ 0.572	13:50:47.412		
6 -	47.203	+ 0.281	13:43:29.549	16 -	47.161	+ 0.239	13:51:34.573		
7 -	51.456	+ 4.534	13:44:21.005	17 -	47.014	+ 0.092	13:52:21.587		
8 -	47.096	+ 0.174	13:45:08.101	18 -	46.922		13:53:08.509		
9 -	52.213	+ 5.291	13:46:00.314	19 -	46.956	+ 0.034	13:53:55.465		
10 -	47.813	+ 0.891	13:46:48.127						

SEMSEC Open Single Seater Championship - Race A
RACE 3 - GRID

ROW 3	49.642 19 Innes HICKMAN		
ROW 2	45.295 2 Robert HOWE	46.922 66 Kevan McLURG	
ROW 1	42.408 22 Mike SCOTT	44.783 13 Christopher CHANDLER	
Pole			
			

Lydden Hill
 Circuit Length = 1.0000 miles

These results are provisional until the conclusion of any judicial and technical matters.

Clerk of Course :		Timekeeper :

SEMSEC Open Single Seater Championship - Race A

RACE 3 - CLASSIFICATION

POS	NO	CL	NAME	ENTRY	LAPS	TIME	GAP	DIFF	MPH	BEST	ON
1	22	A	Mike SCOTT	Speads RM02	15	10:51.260			82.91	42.524	11
2	13	D	Christopher CHANDLER	Tatuus Formula Renault	15	10:52.747	1.487	1.487	82.72	42.576	14
3	2	C	Robert HOWE	Van Diemen RF96	15	11:30.917	39.657	38.170	78.15	44.900	2
4	66	C	Kevan McLURG	Van Diemen RF2000	15	11:34.362	43.102	3.445	77.76	45.683	12
NOT CLASSIFIED											
DNF	19	B	Innes HICKMAN	Marrick FF-CWA	6	5:00.797	9 laps	9 laps	71.80	48.689	3
FASTEST LAP											
2	C	Robert HOWE	Van Diemen RF96		2	44.900		80.17 mph		129.03 kph	
22	A	Mike SCOTT	Speads RM02		11	42.524		84.65 mph		136.24 kph	
19	B	Innes HICKMAN	Marrick FF-CWA		3	48.689		73.93 mph		118.98 kph	
13	D	Christopher CHANDLER	Tatuus Formula Renault		14	42.576		84.55 mph		136.07 kph	

Weather / Track : Sunny / Dry

These results are provisional until the conclusion of any judicial and technical matters.

Lydden Hill
 Circuit Length = 1.0000 miles
 Start: 15:03 End: 15:15

Clerk of Course :		Timekeeper :
-------------------	--	--------------

SEMSEC Open Single Seater Championship - Race A
RACE 3 - LAP CHART

Lap 1			Lap 2			Lap 3			Lap 4			Lap 5		
No	Behind	Laptime	No	Behind	Laptime	No	Behind	Laptime	No	Behind	Laptime	No	Behind	Laptime
22		48.513	22		44.592	22		43.813	22		42.804	22		42.770
13	1.105	49.618	13	1.152	44.639	13	0.908	43.569	13	1.595	43.491	13	1.912	43.087
66	2.492	51.005	2	2.967	44.900	2	4.082	44.928	2	6.392	45.114	2	8.638	45.016
2	2.659	51.172	66	4.060	46.160	66	6.612	46.365	66	9.914	46.106	66	12.867	45.723
19	6.331	54.844	19	10.907	49.168	19	15.783	48.689	19	21.860	48.881	19	28.158	49.068

SEMSEC Open Single Seater Championship - Race A
RACE 3 - LAP CHART


Lap 6			Lap 7			Lap 8			Lap 9			Lap 10		
No	Behind	Laptime	No	Behind	Laptime	No	Behind	Laptime	No	Behind	Laptime	No	Behind	Laptime
22		43.280	22		42.853	22		43.002	22		42.944	22		42.917
13	1.361	42.729	13	1.213	42.705	13	1.098	42.887	13	1.047	42.893	13	1.061	42.931
2	10.708	45.350	2	14.523	46.668	2	17.782	46.261	2	21.383	46.545	2	23.689	45.223
66	15.567	45.980	66	18.822	46.108	66	21.887	46.067	66	24.868	45.925	66	27.690	45.739
19	35.025	50.147												

SEMSEC Open Single Seater Championship - Race A

RACE 3 - LAP CHART

Lap 11			Lap 12			Lap 13			Lap 14			Lap 15		
No	Behind	Laptime	No	Behind	Laptime	No	Behind	Laptime	No	Behind	Laptime	No	Behind	Laptime
22		42.524	22		42.577	22		42.682	22		42.827	22		43.162
13	1.196	42.659	13	1.858	43.239	13	2.127	42.951	13	1.876	42.576	13	1.487	42.773
2	26.406	45.241	2	28.913	45.084	2	31.746	45.515	2	34.983	46.064	2	39.657	47.836
66	31.072	45.906	66	34.178	45.683	66	37.354	45.858	66	40.527	46.000	66	43.102	45.737

SEMSEC Open Single Seater Championship - Race B
RACE 7 - GRID

ROW 3	19 Innes HICKMAN		
ROW 2	2 Robert HOWE		66 Kevan McLURG
ROW 1	22 Mike SCOTT		13 Christopher CHANDLER
	Pole		
			

Lydden Hill
Circuit Length = 1.0000 miles

These results are provisional until the conclusion of any judicial and technical matters.

Clerk of Course :

Timekeeper :

SEMSEC Open Single Seater Championship - Race B

RACE 7 - CLASSIFICATION

POS	NO	CL	NAME	ENTRY	LAPS	TIME	GAP	DIFF	MPH	BEST	ON
1	13	D	Christopher CHANDLER	Tatuus Formula Renault	15	11:02.117			81.55	43.272	15
2	2	C	Robert HOWE	Van Diemen RF96	15	11:29.097	26.980	26.980	78.36	44.868	5
3	66	C	Kevan McLURG	Van Diemen RF2000	15	11:38.153	36.036	9.056	77.34	45.883	13
NOT CLASSIFIED											
DNF	22	A	Mike SCOTT	Speads RM02	5	4:00.163	10 laps	10 laps	74.94	41.120	5
DNF	19	B	Innes HICKMAN	Marrick FF-CWA	4	3:31.874	11 laps	1 lap	67.96	50.758	2
FASTEST LAP											
2	C	Robert HOWE	Van Diemen RF96	5	44.868			80.23 mph		129.12 kph	
22	A	Mike SCOTT	Speads RM02	5	41.120			87.54 mph		140.89 kph	
19	B	Innes HICKMAN	Marrick FF-CWA	2	50.758			70.92 mph		114.13 kph	
13	D	Christopher CHANDLER	Tatuus Formula Renault	15	43.272			83.19 mph		133.88 kph	

Weather / Track : Sunny / Dry

These results are provisional until the conclusion of any judicial and technical matters.

Lydden Hill
 Circuit Length = 1.0000 miles
 Start: 16:23 End: 16:35

Clerk of Course :		Timekeeper :
-------------------	--	--------------

SEMSEC Open Single Seater Championship - Race B
RACE 7 - LAP CHART

Lap 1			Lap 2			Lap 3			Lap 4			Lap 5		
No	Behind	Laptime	No	Behind	Laptime	No	Behind	Laptime	No	Behind	Laptime	No	Behind	Laptime
13		49.216	13		44.038	13		43.985	13		43.786	13		43.849
2	0.687	49.903	2	1.938	45.289	2	3.337	45.384	2	4.574	45.023	2	5.593	44.868
66	1.790	51.006	66	3.968	46.216	66	5.945	45.962	66	8.143	45.984	66	10.904	46.610
19	8.389	57.605	19	15.109	50.758	22	20.467	41.569	22	18.018	41.337	22	15.289	41.120
22	24.941	1:14.157	22	22.883	41.980	19	22.482	51.358	19	30.849	52.153			

SEMSEC Open Single Seater Championship - Race B
RACE 7 - LAP CHART

Lap 6			Lap 7			Lap 8			Lap 9			Lap 10		
No	Behind	Laptime	No	Behind	Laptime	No	Behind	Laptime	No	Behind	Laptime	No	Behind	Laptime
13		45.190	13		43.428	13		43.514	13		43.449	13		43.731
2	5.697	45.294	2	7.999	45.730	2	9.456	44.971	2	10.987	44.980	2	12.532	45.276
66	12.113	46.399	66	15.094	46.409	66	17.870	46.290	66	20.570	46.149	66	23.248	46.409

SEMSEC Open Single Seater Championship - Race B
RACE 7 - LAP CHART

Lap 11			Lap 12			Lap 13			Lap 14			Lap 15		
No	Behind	Laptime	No	Behind	Laptime	No	Behind	Laptime	No	Behind	Laptime	No	Behind	Laptime
13		43.829	13		43.658	13		43.396	13		43.776	13		43.272
2	13.671	44.968	2	15.509	45.496	2	17.230	45.117	2	19.970	46.516	2	26.980	50.282
66	25.534	46.115	66	28.149	46.273	66	30.636	45.883	66	33.081	46.221	66	36.036	46.227

**South East Sports Racing & Kit Car Chal & SEMSEC Intermediate Kit Car Chal
QUALIFYING - RACE 6 - CLASSIFICATION**

POS	NO	CL	NAME	ENTRY	TIME	ON	LAPS	GAP	DIFF	MPH
1	58	B	Charles HARVEY-KELLY	Radical SR4	41.469	5	6			86.80
2	81	D	Ian CONIBEAR	Caterham SLR	43.960	6	6	2.491	2.491	81.89
3	38	D	Mark BISHOP	Caterham Seven	44.445	5	10	2.976	0.485	80.99
4	63	D	Paul CALLER	Caterham R400	44.799	6	7	3.330	0.354	80.35
5	42	D	Jonathan MITCHELL	Caterham C400	45.028	10	18	3.559	0.229	79.94
6	50	D	Nick COLE	Caterham SLR	45.327	10	13	3.858	0.299	79.42
7	34	D	Nigel BENT	Caterham CSR 260	50.962	4	4	9.493	5.635	70.63

Weather / Track : Sunny / Dry

These results are provisional until the conclusion of any judicial and technical matters.

Lydden Hill
Circuit Length = 1.0000 miles
Start: 13:22 End: 13:37

Clerk of Course :


Timekeeper :

South East Sports Racing & Kit Car Chal & SEMSEC Intermediate Kit Car Chal

QUALIFYING - RACE 6 - LAP ANALYSIS

34	Nigel BENT		D Caterham CSR 260				
1 -	55.372	+ 4.410	13:23:44.342	3 -	53.953	+ 2.991	13:25:29.491
2 -	51.196	+ 0.234	13:24:35.538	4 -	50.962		13:26:20.453
38	Mark BISHOP		D Caterham Seven				
1 -	50.215	+ 5.770	13:23:36.364	6 -	46.893	+ 2.448	13:27:22.820
2 -	45.260	+ 0.815	13:24:21.624	7 -	48.932	+ 4.487	13:28:11.752
3 -	45.411	+ 0.966	13:25:07.035	8 -	44.579	+ 0.134	13:28:56.331
4 -	44.447	+ 0.002	13:25:51.482	9 -	44.574	+ 0.129	13:29:40.905
5 -	44.445		13:26:35.927	10 -	44.537	+ 0.092	13:30:25.442
42	Jonathan MITCHELL		D Caterham C400				
1 -	54.587	+ 9.559	13:23:42.490	10 -	45.028		13:30:44.151
2 -	50.393	+ 5.365	13:24:32.883	11 -	45.521	+ 0.493	13:31:29.672
3 -	48.413	+ 3.385	13:25:21.296	12 -	45.618	+ 0.590	13:32:15.290
4 -	47.650	+ 2.622	13:26:08.946	13 -	45.501	+ 0.473	13:33:00.791
5 -	46.848	+ 1.820	13:26:55.794	14 -	48.705	+ 3.677	13:33:49.496
6 -	45.844	+ 0.816	13:27:41.638	15 -	45.719	+ 0.691	13:34:35.215
7 -	45.854	+ 0.826	13:28:27.492	16 -	45.898	+ 0.870	13:35:21.113
8 -	45.990	+ 0.962	13:29:13.482	17 -	46.123	+ 1.095	13:36:07.236
9 -	45.641	+ 0.613	13:29:59.123	18 -	45.411	+ 0.383	13:36:52.647
50	Nick COLE		D Caterham SLR				
1 -	51.837	+ 6.510	13:23:37.755	8 -	45.555	+ 0.228	13:29:02.830
2 -	47.658	+ 2.331	13:24:25.413	9 -	45.561	+ 0.234	13:29:48.391
3 -	49.347	+ 4.020	13:25:14.760	10 -	45.327		13:30:33.718
4 -	46.166	+ 0.839	13:26:00.926	11 -	45.741	+ 0.414	13:31:19.459
5 -	45.500	+ 0.173	13:26:46.426	12 -	45.772	+ 0.445	13:32:05.231
6 -	45.417	+ 0.090	13:27:31.843	13 -	45.490	+ 0.163	13:32:50.721
7 -	45.432	+ 0.105	13:28:17.275				
58	Charles HARVEY-KELLY		B Radical SR4				
1 -	52.011	+ 10.542	13:23:39.955	4 -	42.370	+ 0.901	13:25:48.566
2 -	43.188	+ 1.719	13:24:23.143	5 -	41.469		13:26:30.035
3 -	43.053	+ 1.584	13:25:06.196	6 -	41.482	+ 0.013	13:27:11.517
63	Paul CALLER		D Caterham R400				
1 -	52.781	+ 7.982	13:23:34.646	5 -	44.916	+ 0.117	13:26:35.337
2 -	45.111	+ 0.312	13:24:19.757	6 -	44.799		13:27:20.136
3 -	45.439	+ 0.640	13:25:05.196	7 -	45.402	+ 0.603	13:28:05.538
4 -	45.225	+ 0.426	13:25:50.421				
81	Ian CONIBEAR		D Caterham SLR				
1 -	52.712	+ 8.752	13:23:33.984	4 -	53.702	+ 9.742	13:26:05.211
2 -	45.470	+ 1.510	13:24:19.454	5 -	49.729	+ 5.769	13:26:54.940
3 -	52.055	+ 8.095	13:25:11.509	6 -	43.960		13:27:38.900

South East Sports Racing & Kit Car Chal & SEMSEC Intermediate Kit Car Chal
RACE 6 - GRID

ROW 4	50.962 34 Nigel BENT	72 Scott MAKIN
ROW 3	45.028 42 Jonathan MITCHELL	45.327 50 Nick COLE
ROW 2	44.445 38 Mark BISHOP	44.799 63 Paul CALLER
ROW 1	41.469 58 Charles HARVEY-KELLY	43.960 81 Ian CONIBEAR
Pole		
		

Lydden Hill
 Circuit Length = 1.0000 miles

These results are provisional until the conclusion of any judicial and technical matters.

Clerk of Course :

Timekeeper :

South East Sports Racing & Kit Car Chal & SEMSEC Intermediate Kit Car Chal

RACE 6 - CLASSIFICATION

POS	NO	CL	NAME	ENTRY	LAPS	TIME	GAP	DIFF	MPH	BEST	ON
1	58	B	Charles HARVEY-KELLY	Radical SR4	15	10:42.631			84.02	42.085	3
2	34	D	Nigel BENT	Caterham CSR 260	15	11:01.618	18.987	18.987	81.61	43.292	13
3	38	D	Mark BISHOP	Caterham Seven	15	11:02.989	20.358	1.371	81.44	43.054	9
4	81	D	Ian CONIBEAR	Caterham SLR	15	11:06.993	24.362	4.004	80.95	43.660	12
5	63	D	Paul CALLER	Caterham R400	15	11:15.498	32.867	8.505	79.93	44.412	12
6	72		Scott MAKIN	Sylva Riot	15	11:16.979	34.348	1.481	79.76	44.503	3
7	50	D	Nick COLE	Caterham SLR	14	10:48.521	1 lap	1 lap	77.71	45.332	13
8	42	D	Jonathan MITCHELL	Caterham C400	14	10:48.979	1 lap	0.458	77.65	45.335	5

FASTEST LAP

38	D	Mark BISHOP	Caterham Seven	9	43.054	83.61 mph	134.56 kph
58	B	Charles HARVEY-KELLY	Radical SR4	3	42.085	85.53 mph	137.66 kph
72		Scott MAKIN	Sylva Riot	3	44.503	80.89 mph	130.18 kph

Weather / Track : Sunny / Dry

These results are provisional until the conclusion of any judicial and technical matters.

Lydden Hill
 Circuit Length = 1.0000 miles
 Start: 16:04 End: 16:16

Clerk of Course :

Timekeeper :

South East Sports Racing & Kit Car Chal & SEMSEC Intermediate Kit Car Chal
RACE 6 - LAP CHART

Lap 1			Lap 2			Lap 3			Lap 4			Lap 5		
No	Behind	Laptime	No	Behind	Laptime	No	Behind	Laptime	No	Behind	Laptime	No	Behind	Laptime
58		46.220	58		42.159	58		42.085	58		42.361	58		43.870
81	2.372	48.592	81	4.832	44.619	34	6.854	43.971	34	7.827	43.334	34	7.491	43.534
34	3.050	49.270	34	4.968	44.077	81	7.280	44.533	81	9.100	44.181	81	9.372	44.142
63	3.556	49.776	63	5.943	44.546	63	8.473	44.615	63	11.264	45.152	63	12.122	44.728
72	3.862	50.082	72	6.653	44.950	72	9.071	44.503	72	11.455	44.745	38	12.571	44.093
50	4.908	51.128	50	8.675	45.926	38	11.527	43.410	38	12.348	43.182	72	12.941	45.356
42	6.263	52.483	38	10.202	43.539	50	13.151	46.561	50	16.907	46.117	50	19.283	46.246
38	8.822	55.042	42	10.949	46.845	42	14.626	45.762	42	18.591	46.326	42	20.056	45.335

South East Sports Racing & Kit Car Chal & SEMSEC Intermediate Kit Car Chal
RACE 6 - LAP CHART

Lap 6			Lap 7			Lap 8			Lap 9			Lap 10		
No	Behind	Laptime	No	Behind	Laptime	No	Behind	Laptime	No	Behind	Laptime	No	Behind	Laptime
58		42.477	58		42.201	58		42.424	58		42.493	58		42.462
34	8.530	43.516	34	9.819	43.490	34	11.078	43.683	34	12.391	43.806	34	13.855	43.926
81	11.239	44.344	81	13.031	43.993	81	14.753	44.146	81	16.244	43.984	81	18.040	44.258
38	13.889	43.795	38	15.061	43.373	38	15.861	43.224	38	16.422	43.054	38	18.127	44.167
63	14.613	44.968	63	17.000	44.588	63	19.374	44.798	63	21.692	44.811	63	23.870	44.640
72	15.274	44.810	72	17.799	44.726	72	20.001	44.626	72	22.134	44.626	72	24.390	44.718
50	23.068	46.262	50	26.731	45.864	50	30.004	45.697	50	33.253	45.742	50	36.709	45.918
42	23.620	46.041	42	27.214	45.795	42	30.433	45.643	42	33.710	45.770	42	37.039	45.791

South East Sports Racing & Kit Car Chal & SEMSEC Intermediate Kit Car Chal
RACE 6 - LAP CHART

Lap 11			Lap 12			Lap 13			Lap 14			Lap 15		
No	Behind	Laptime	No	Behind	Laptime	No	Behind	Laptime	No	Behind	Laptime	No	Behind	Laptime
58		42.406	58		42.380	58		43.095	58		42.878	58		43.120
34	15.850	44.401	34	17.398	43.928	50	1 LAP	46.661	50	1 LAP	45.332	50	1 LAP	45.663
38	19.152	43.431	38	19.833	43.061	42	1 LAP	46.654	42	1 LAP	45.510	42	1 LAP	45.506
81	19.913	44.279	81	21.193	43.660	34	17.595	43.292	34	18.448	43.731	34	18.987	43.659
63	25.966	44.502	63	27.998	44.412	38	19.838	43.100	38	20.229	43.269	38	20.358	43.249
72	26.544	44.560	72	28.943	44.779	81	21.847	43.749	81	23.080	44.111	81	24.362	44.402
50	39.707	45.404				63	29.377	44.474	63	31.184	44.685	63	32.867	44.803
42	40.151	45.518				72	30.557	44.709	72	32.583	44.904	72	34.348	44.885

John Taylor Sports & Saloons Handicap Race
QUALIFYING - RACE 8 - CLASSIFICATION

POS	NO	CL	NAME	ENTRY	TIME	ON	LAPS	GAP	DIFF	MPH
1	81		Ian CONIBEAR	Caterham SLR	44.458	4	4			80.97
2	96		Nigel CRAIG	Subaru Impreza Turbo 4WD	45.407	5	5	0.949	0.949	79.28
3	42		Jonathan MITCHELL	Caterham C400	45.567	9	16	1.109	0.160	79.00
4	32		Steve GARNER	Westfield Megabus	45.601	6	6	1.143	0.034	78.94

Weather / Track : Sunny / Dry

These results are provisional until the conclusion of any judicial and technical matters.

Lydden Hill
Circuit Length = 1.0000 miles
Start: 14:01 End: 14:14

Clerk of Course :

Timekeeper :

John Taylor Sports & Saloons Handicap Race
QUALIFYING - RACE 8 - LAP ANALYSIS

32	Steve GARNER			Westfield Megabusa			
1 -	51.377	+ 5.776	14:02:42.370	4 -	46.157	+ 0.556	14:05:03.006
2 -	48.108	+ 2.507	14:03:30.478	5 -	45.624	+ 0.023	14:05:48.630
3 -	46.371	+ 0.770	14:04:16.849	6 -	45.601		14:06:34.231
42	Jonathan MITCHELL			Caterham C400			
1 -	51.668	+ 6.101	14:02:46.840	9 -	45.567		14:09:00.861
2 -	49.029	+ 3.462	14:03:35.869	10 -	46.118	+ 0.551	14:09:46.979
3 -	47.996	+ 2.429	14:04:23.865	11 -	46.023	+ 0.456	14:10:33.002
4 -	46.450	+ 0.883	14:05:10.315	12 -	46.144	+ 0.577	14:11:19.146
5 -	46.907	+ 1.340	14:05:57.222	13 -	45.738	+ 0.171	14:12:04.884
6 -	46.295	+ 0.728	14:06:43.517	14 -	45.702	+ 0.135	14:12:50.586
7 -	45.970	+ 0.403	14:07:29.487	15 -	55.374	+ 9.807	14:13:45.960
8 -	45.807	+ 0.240	14:08:15.294	16 -	46.030	+ 0.463	14:14:31.990
81	Ian CONIBEAR			Caterham SLR			
1 -	50.871	+ 6.413	14:02:44.247	3 -	51.160	+ 6.702	14:04:22.498
2 -	47.091	+ 2.633	14:03:31.338	4 -	44.458		14:05:06.956
96	Nigel CRAIG			Subaru Impreza Turbo 4WD			
1 -	58.122	+ 12.715	14:02:56.124	4 -	56.138	+ 10.731	14:05:27.355
2 -	49.467	+ 4.060	14:03:45.591	5 -	45.407		14:06:12.762
3 -	45.626	+ 0.219	14:04:31.217				

John Taylor Sports & Saloons Handicap Race

RACE 8 - CLASSIFICATION

POS	NO	CL	NAME	ENTRY	LAPS	TIME	GAP	DIFF	MPH	BEST	ON
1	32		Steve GARNER	Westfield Megabusa	12	9:09.318			78.64	44.136	3
2	96		Nigel CRAIG	Subaru Impreza Turbo 4WD	12	9:20.010	10.692	10.692	77.13	44.996	6
3	72		Scott MAKIN	Sylva Riot	12	9:27.204	17.886	7.194	76.16	44.674	3
4	11		Steve WEATHERLEY	Ford Sierra Sapphire	12	9:29.750	20.432	2.546	75.82	46.465	4
5	42		Jonathan MITCHELL	Caterham C400	12	9:30.117	20.799	0.367	75.77	45.282	8
6	81		Ian CONIBEAR	Caterham SLR	12	9:30.675	21.357	0.558	75.69	43.840	12
FASTEST LAP											
	81		Ian CONIBEAR	Caterham SLR	12	43.840			82.11 mph	132.15 kph	

Weather / Track : Sunny / Dry

These results are provisional until the conclusion of any judicial and technical matters.

Lydden Hill
 Circuit Length = 1.0000 miles
 Start: 16:45 End: 16:54

Clerk of Course :		Timekeeper :
-------------------	--	--------------

John Taylor Sports & Saloons Handicap Race

RACE 8 - LAP ANALYSIS

11	Steve WEATHERLEY		Ford Sierra Sapphire				
1 -	53.633	+ 7.168	16:45:57.296	7 -	46.865	+ 0.400	16:50:37.658
2 -	47.168	+ 0.703	16:46:44.464	8 -	47.144	+ 0.679	16:51:24.802
3 -	46.665	+ 0.200	16:47:31.129	9 -	46.981	+ 0.516	16:52:11.783
4 -	46.465		16:48:17.594	10 -	47.451	+ 0.986	16:52:59.234
5 -	46.588	+ 0.123	16:49:04.182	11 -	47.313	+ 0.848	16:53:46.547
6 -	46.611	+ 0.146	16:49:50.793	12 -	46.866	+ 0.401	16:54:33.413
32	Steve GARNER		Westfield Megabus				
1 -	59.988	+ 15.852	16:46:03.651	7 -	44.397	+ 0.261	16:50:29.898
2 -	44.321	+ 0.185	16:46:47.972	8 -	44.486	+ 0.350	16:51:14.384
3 -	44.136		16:47:32.108	9 -	44.633	+ 0.497	16:51:59.017
4 -	44.880	+ 0.744	16:48:16.988	10 -	44.775	+ 0.639	16:52:43.792
5 -	44.260	+ 0.124	16:49:01.248	11 -	44.392	+ 0.256	16:53:28.184
6 -	44.253	+ 0.117	16:49:45.501	12 -	44.797	+ 0.661	16:54:12.981
42	Jonathan MITCHELL		Caterham C400				
1 -	1:02.206	+ 16.924	16:46:05.869	7 -	45.523	+ 0.241	16:50:41.798
2 -	46.659	+ 1.377	16:46:52.528	8 -	45.282		16:51:27.080
3 -	46.462	+ 1.180	16:47:38.990	9 -	45.734	+ 0.452	16:52:12.814
4 -	45.628	+ 0.346	16:48:24.618	10 -	47.145	+ 1.863	16:52:59.959
5 -	45.580	+ 0.298	16:49:10.198	11 -	46.957	+ 1.675	16:53:46.916
6 -	46.077	+ 0.795	16:49:56.275	12 -	46.864	+ 1.582	16:54:33.780
72	Scott MAKIN		Sylva Riot				
1 -	1:04.247	+ 19.573	16:46:07.910	7 -	45.347	+ 0.673	16:50:40.347
2 -	45.081	+ 0.407	16:46:52.991	8 -	45.631	+ 0.957	16:51:25.978
3 -	44.674		16:47:37.665	9 -	46.076	+ 1.402	16:52:12.054
4 -	45.121	+ 0.447	16:48:22.786	10 -	46.925	+ 2.251	16:52:58.979
5 -	44.731	+ 0.057	16:49:07.517	11 -	46.052	+ 1.378	16:53:45.031
6 -	47.483	+ 2.809	16:49:55.000	12 -	45.836	+ 1.162	16:54:30.867
81	Ian CONIBEAR		Caterham SLR				
1 -	1:23.987	+ 40.147	16:46:27.650	7 -	44.344	+ 0.504	16:50:53.446
2 -	44.227	+ 0.387	16:47:11.877	8 -	44.588	+ 0.748	16:51:38.034
3 -	44.179	+ 0.339	16:47:56.056	9 -	44.006	+ 0.166	16:52:22.040
4 -	43.937	+ 0.097	16:48:39.993	10 -	44.201	+ 0.361	16:53:06.241
5 -	44.566	+ 0.726	16:49:24.559	11 -	44.257	+ 0.417	16:53:50.498
6 -	44.543	+ 0.703	16:50:09.102	12 -	43.840		16:54:34.338
96	Nigel CRAIG		Subaru Impreza Turbo 4WD				
1 -	1:00.687	+ 15.691	16:46:04.350	7 -	45.555	+ 0.559	16:50:36.703
2 -	45.498	+ 0.502	16:46:49.848	8 -	45.186	+ 0.190	16:51:21.889
3 -	45.705	+ 0.709	16:47:35.553	9 -	45.307	+ 0.311	16:52:07.196
4 -	45.220	+ 0.224	16:48:20.773	10 -	45.233	+ 0.237	16:52:52.429
5 -	45.379	+ 0.383	16:49:06.152	11 -	45.277	+ 0.281	16:53:37.706
6 -	44.996		16:49:51.148	12 -	45.967	+ 0.971	16:54:23.673