



SEMSEC

**Lydden Race Meeting
Lydden Hill Circuit**

10th July 2010

Results Provided by Timing Solutions Ltd
www.tsl-timing.com

SEMSEC Sports Racing & Kit Car Championship

QUALIFYING - RACE 1 - CLASSIFICATION

POS	NO	CL	NAME	ENTRY	TIME	ON	LAPS	GAP	DIFF	MPH
1	20	10	Mark BURTON	Jade Trackstar	40.287	3	3			89.35
2	81	7	Ian CONIBEAR	Caterham SLR	43.431	12	12	3.144	3.144	82.88
3	58	8	Charles HARVEY-KELLY	Radical SR4	43.605	7	9	3.318	0.174	82.55
4	34	7	Nigel BENT	Caterham CSR 260	43.740	9	9	3.453	0.135	82.30
5	3	8	Simon SMITH	Caterham 260 CSR	43.779	12	13	3.492	0.039	82.22
6	38	8	Mark BISHOP	Caterham Seven	45.355	12	12	5.068	1.576	79.37
7	72	5	Scott MAKIN	Sylva Riot	45.479	11	12	5.192	0.124	79.15
8	32	6	Steve GARNER	Westfield Megabusa	45.603	6	9	5.316	0.124	78.93
9	44	7	Andrew KIMPTON	Westfield SE	45.973	4	5	5.686	0.370	78.30
10	12	6	Matthew CALLER	Caterham R400	46.541	9	11	6.254	0.568	77.34
11	24	6	Alastair HEYS	Westfield Megabusa	46.968	7	12	6.681	0.427	76.64
12	53	7	Clive GIBBS	Westfield SE1	47.205	11	12	6.918	0.237	76.26

Weather / Track : Sunny / Dry
 These results are provisional until the conclusion of any judicial and technical matters.

Lydden Hill
 Circuit Length = 1.0000 miles
 Start: 12:47 End: 12:58

Clerk of Course :		Timekeeper :
-------------------	--	--------------

SEMSEC Sports Racing & Kit Car Championship

QUALIFYING - RACE 1 - LAP ANALYSIS

3	Simon SMITH		8 Caterham 260 CSR				
1 -	53.403	+ 9.624	12:48:31.884	8 -	49.541	+ 5.762	12:54:03.640
2 -	50.165	+ 6.386	12:49:22.049	9 -	44.292	+ 0.513	12:54:47.932
3 -	47.225	+ 3.446	12:50:09.274	10 -	47.068	+ 3.289	12:55:35.000
4 -	47.997	+ 4.218	12:50:57.271	11 -	44.240	+ 0.461	12:56:19.240
5 -	48.150	+ 4.371	12:51:45.421	12 -	43.779		12:57:03.019
6 -	44.090	+ 0.311	12:52:29.511	13 -	45.163	+ 1.384	12:57:48.182
7 -	44.588	+ 0.809	12:53:14.099				
12	Matthew CALLER		6 Caterham R400				
1 -	53.818	+ 7.277	12:48:53.235	7 -	46.928	+ 0.387	12:53:38.604
2 -	48.884	+ 2.343	12:49:42.119	8 -	47.380	+ 0.839	12:54:25.984
3 -	48.068	+ 1.527	12:50:30.187	9 -	46.541		12:55:12.525
4 -	47.407	+ 0.866	12:51:17.594	10 -	47.887	+ 1.346	12:56:00.412
5 -	47.035	+ 0.494	12:52:04.629	11 -	50.096	+ 3.555	12:56:50.508
6 -	47.047	+ 0.506	12:52:51.676				
20	Mark BURTON		10 Jade Trackstar				
1 -	49.371	+ 9.084	12:48:27.165	3 -	40.287		12:49:52.589
2 -	45.137	+ 4.850	12:49:12.302				
24	Alastair HEYS		6 Westfield Megabusa				
1 -	58.501	+ 11.533	12:48:46.994	7 -	46.968		12:53:42.449
2 -	54.176	+ 7.208	12:49:41.170	8 -	47.663	+ 0.695	12:54:30.112
3 -	47.753	+ 0.785	12:50:28.923	9 -	53.617	+ 6.649	12:55:23.729
4 -	47.389	+ 0.421	12:51:16.312	10 -	47.245	+ 0.277	12:56:10.974
5 -	50.662	+ 3.694	12:52:06.974	11 -	47.818	+ 0.850	12:56:58.792
6 -	48.507	+ 1.539	12:52:55.481	12 -	58.706	+ 11.738	12:57:57.498
32	Steve GARNER		6 Westfield Megabusa				
1 -	54.964	+ 9.361	12:48:31.484	6 -	45.603		12:52:27.400
2 -	49.360	+ 3.757	12:49:20.844	7 -	45.838	+ 0.235	12:53:13.238
3 -	48.134	+ 2.531	12:50:08.978	8 -	45.809	+ 0.206	12:53:59.047
4 -	47.076	+ 1.473	12:50:56.054	9 -	46.365	+ 0.762	12:54:45.412
5 -	45.743	+ 0.140	12:51:41.797				
34	Nigel BENT		7 Caterham CSR 260				
1 -	53.350	+ 9.610	12:48:48.384	6 -	44.640	+ 0.900	12:52:36.749
2 -	49.639	+ 5.899	12:49:38.023	7 -	44.307	+ 0.567	12:53:21.056
3 -	44.604	+ 0.864	12:50:22.627	8 -	44.335	+ 0.595	12:54:05.391
4 -	44.774	+ 1.034	12:51:07.401	9 -	43.740		12:54:49.131
5 -	44.708	+ 0.968	12:51:52.109				
38	Mark BISHOP		8 Caterham Seven				
1 -	53.259	+ 7.904	12:48:33.023	7 -	45.615	+ 0.260	12:53:13.823
2 -	50.860	+ 5.505	12:49:23.883	8 -	51.367	+ 6.012	12:54:05.190
3 -	45.741	+ 0.386	12:50:09.624	9 -	48.192	+ 2.837	12:54:53.382
4 -	47.192	+ 1.837	12:50:56.816	10 -	48.744	+ 3.389	12:55:42.126
5 -	45.923	+ 0.568	12:51:42.739	11 -	47.077	+ 1.722	12:56:29.203
6 -	45.469	+ 0.114	12:52:28.208	12 -	45.355		12:57:14.558
44	Andrew KIMPTON		7 Westfield SE				
1 -	52.851	+ 6.878	12:48:49.741	4 -	45.973		12:51:12.270
2 -	49.120	+ 3.147	12:49:38.861	5 -	46.374	+ 0.401	12:51:58.644
3 -	47.436	+ 1.463	12:50:26.297				
53	Clive GIBBS		7 Westfield SE1				
1 -	58.535	+ 11.330	12:48:47.607	7 -	47.498	+ 0.293	12:53:37.028
2 -	50.278	+ 3.073	12:49:37.885	8 -	47.387	+ 0.182	12:54:24.415
3 -	48.334	+ 1.129	12:50:26.219	9 -	47.224	+ 0.019	12:55:11.639
4 -	47.676	+ 0.471	12:51:13.895	10 -	49.590	+ 2.385	12:56:01.229

Weather / Track : Sunny / Dry

Lydden Hill
Circuit Length = 1.0000 miles
Start: 12:47 End: 12:58

SEMSEC Sports Racing & Kit Car Championship
QUALIFYING - RACE 1 - LAP ANALYSIS


5 -	48.036	+ 0.831	12:52:01.931	11 -	47.205		12:56:48.434
6 -	47.599	+ 0.394	12:52:49.530	12 -	47.630	+ 0.425	12:57:36.064
58	Charles HARVEY-KELLY		8	Radical SR4			
1 -	53.781	+ 10.176	12:48:49.192	6 -	43.909	+ 0.304	12:52:32.865
2 -	48.130	+ 4.525	12:49:37.322	7 -	43.605		12:53:16.470
3 -	44.195	+ 0.590	12:50:21.517	8 -	44.295	+ 0.690	12:54:00.765
4 -	43.639	+ 0.034	12:51:05.156	9 -	44.187	+ 0.582	12:54:44.952
5 -	43.800	+ 0.195	12:51:48.956				
72	Scott MAKIN		5	Sylva Riot			
1 -	55.736	+ 10.257	12:49:18.884	7 -	46.596	+ 1.117	12:54:07.456
2 -	49.734	+ 4.255	12:50:08.618	8 -	46.115	+ 0.636	12:54:53.571
3 -	49.873	+ 4.394	12:50:58.491	9 -	46.711	+ 1.232	12:55:40.282
4 -	48.132	+ 2.653	12:51:46.623	10 -	45.703	+ 0.224	12:56:25.985
5 -	47.796	+ 2.317	12:52:34.419	11 -	45.479		12:57:11.464
6 -	46.441	+ 0.962	12:53:20.860	12 -	48.622	+ 3.143	12:58:00.086
81	Ian CONIBEAR		7	Caterham SLR			
1 -	51.013	+ 7.582	12:48:33.775	7 -	43.464	+ 0.033	12:53:01.372
2 -	47.142	+ 3.711	12:49:20.917	8 -	49.723	+ 6.292	12:53:51.095
3 -	45.650	+ 2.219	12:50:06.567	9 -	51.315	+ 7.884	12:54:42.410
4 -	44.071	+ 0.640	12:50:50.638	10 -	43.627	+ 0.196	12:55:26.037
5 -	43.763	+ 0.332	12:51:34.401	11 -	50.558	+ 7.127	12:56:16.595
6 -	43.507	+ 0.076	12:52:17.908	12 -	43.431		12:57:00.026

Weather / Track : Sunny / Dry

Lydden Hill
 Circuit Length = 1.0000 miles
 Start: 12:47 End: 12:58

SEMSEC Sports Racing & Kit Car Championship - Race A

RACE 1 - GRID

ROW 6	46.968 24 Alastair HEYS	47.205 53 Clive GIBBS
ROW 5	45.973 44 Andrew KIMPTON	46.541 12 Matthew CALLER
ROW 4	45.479 72 Scott MAKIN	45.603 32 Steve GARNER
ROW 3	43.779 3 Simon SMITH	45.355 38 Mark BISHOP
ROW 2	43.605 58 Charles HARVEY-KELLY	43.740 34 Nigel BENT
ROW 1	40.287 20 Mark BURTON	43.431 81 Ian CONIBEAR
Pole		
		

Lydden Hill
Circuit Length = 1.0000 miles

These results are provisional until the conclusion of any judicial and technical matters.

Clerk of Course :

Timekeeper :

SEMSEC Sports Racing & Kit Car Championship - Race A

RACE 1 - CLASSIFICATION

POS	NO	CL	NAME	ENTRY	LAPS	TIME	GAP	DIFF	MPH	BEST	ON
1	20	10	Mark BURTON	Jade Trackstar	7	5:01.241			83.65	40.952	2
2	58	8	Charles HARVEY-KELLY	Radical SR4	7	5:06.818	5.577	5.577	82.13	42.576	3
3	34	7	Nigel BENT	Caterham CSR 260	7	5:16.707	15.466	9.889	79.56	43.945	3
4	32	6	Steve GARNER	Westfield Megabusa	7	5:22.835	21.594	6.128	78.05	45.134	2
5	72	5	Scott MAKIN	Sylva Riot	7	5:23.040	21.799	0.205	78.00	44.733	2
6	38	8	Mark BISHOP	Caterham Seven	7	5:27.826	26.585	4.786	76.86	45.527	3
7	53	7	Clive GIBBS	Westfield SE1	7	5:28.681	27.440	0.855	76.66	45.982	2
8	24	6	Alastair HEYS	Westfield Megabusa	7	5:29.481	28.240	0.800	76.48	45.761	2
9	12	6	Matthew CALLER	Caterham R400	7	5:29.635	28.394	0.154	76.44	45.564	3
10	44	7	Andrew KIMPTON	Westfield SE	7	5:30.975	29.734	1.340	76.13	45.284	5

FASTEST LAP

20	10	Mark BURTON	Jade Trackstar	2	40.952	87.90 mph	141.46 kph
58	8	Charles HARVEY-KELLY	Radical SR4	3	42.576	84.55 mph	136.07 kph
34	7	Nigel BENT	Caterham CSR 260	3	43.945	81.91 mph	131.83 kph
72	5	Scott MAKIN	Sylva Riot	2	44.733	80.47 mph	129.51 kph
32	6	Steve GARNER	Westfield Megabusa	2	45.134	79.76 mph	128.36 kph

Car No's 3 & 81 took first start.

Weather / Track : Sunny / Dry

These results are provisional until the conclusion of any judicial and technical matters.

Lydden Hill

Circuit Length = 1.0000 miles

Start: 14:39 End: 14:44

Clerk of Course :

Timekeeper :

SEMSEC Sports Racing & Kit Car Championship - Race A
RACE 1 - LAP CHART

Lap 1			Lap 2			Lap 3			Lap 4			Lap 5		
No	Behind	Laptime	No	Behind	Laptime	No	Behind	Laptime	No	Behind	Laptime	No	Behind	Laptime
20		45.403	20		40.952	20		41.103	20		41.614	20		43.531
58	2.455	47.858	58	4.702	43.199	58	6.175	42.576	58	7.767	43.206	58	7.532	43.296
34	2.941	48.344	34	6.024	44.035	34	8.866	43.945	34	11.731	44.479	34	13.120	44.920
32	4.297	49.700	32	8.479	45.134	32	12.546	45.170	32	16.675	45.743	32	19.070	45.926
72	5.044	50.447	72	8.825	44.733	72	12.628	44.906	72	16.931	45.917	72	19.238	45.838
38	5.325	50.728	38	10.059	45.686	38	14.483	45.527	38	18.620	45.751	38	21.412	46.323
53	5.746	51.149	53	10.776	45.982	53	16.036	46.363	53	20.622	46.200	53	23.276	46.185
24	6.139	51.542	24	10.948	45.761	24	16.241	46.396	24	21.271	46.644	24	23.731	45.991
12	6.730	52.133	12	12.052	46.274	12	16.513	45.564	12	21.699	46.800	12	23.998	45.830
44	6.961	52.364	44	12.330	46.321	44	20.411	49.184	44	25.570	46.773	44	27.323	45.284

Car No's 3 & 81 took first start.

Weather / Track : Sunny / Dry

Lydden Hill
 Circuit Length = 1.0000 miles
 Start: 14:39 End: 14:44

SEMSEC Sports Racing & Kit Car Championship - Race A

RACE 1 - LAP CHART


Lap 6			Lap 7		
No	Behind	Laptime	No	Behind	Laptime
20		43.725	20		44.913
58	7.037	43.230	58	5.577	43.453
34	14.777	45.382	34	15.466	45.602
32	20.724	45.379	32	21.594	45.783
72	21.052	45.539	72	21.799	45.660
38	24.236	46.549	38	26.585	47.262
53	26.027	46.476	53	27.440	46.326
24	26.705	46.699	24	28.240	46.448
12	26.946	46.673	12	28.394	46.361
44	29.347	45.749	44	29.734	45.300

Car No's 3 & 81 took first start.

Weather / Track : Sunny / Dry

Lydden Hill
Circuit Length = 1.0000 miles
Start: 14:39 End: 14:44

SEMSEC Sports Racing & Kit Car Championship - Race B
RACE 4 - GRID

ROW 6	81	Ian CONIBEAR	3	Simon SMITH	
ROW 5	12	Matthew CALLER	44	Andrew KIMPTON	
ROW 4	53	Clive GIBBS	24	Alastair HEYS	
ROW 3	72	Scott MAKIN	38	Mark BISHOP	
ROW 2	34	Nigel BENT	32	Steve GARNER	
ROW 1	40.952	20	Mark BURTON	58	Charles HARVEY-KELLY
Pole					
					

Lydden Hill
 Circuit Length = 1.0000 miles

These results are provisional until the conclusion of any judicial and technical matters.

Clerk of Course :		Timekeeper :

SEMSEC Sports Racing & Kit Car Championship - Race B

RACE 4 - CLASSIFICATION

POS	NO	CL	NAME	ENTRY	LAPS	TIME	GAP	DIFF	MPH	BEST	ON
1	20	10	Mark BURTON	Jade Trackstar	10	7:08.148			84.08	42.212	9
2	58	8	Charles HARVEY-KELLY	Radical SR4	10	7:17.448	9.300	9.300	82.29	42.765	3
3	34	7	Nigel BENT	Caterham CSR 260	10	7:28.188	20.040	10.740	80.32	43.869	2
4	38	8	Mark BISHOP	Caterham Seven	10	7:31.982	23.834	3.794	79.64	44.272	2
5	72	5	Scott MAKIN	Sylva Riot	10	7:37.014	28.866	5.032	78.77	44.722	3
6	32	6	Steve GARNER	Westfield Megabusa	10	7:41.398	33.250	4.384	78.02	45.277	5
7	44	7	Andrew KIMPTON	Westfield SE	10	7:45.518	37.370	4.120	77.33	45.311	3
8	53	7	Clive GIBBS	Westfield SE1	10	7:54.195	46.047	8.677	75.91	45.899	4
9	12	6	Matthew CALLER	Caterham R400	10	7:54.600	46.452	0.405	75.85	46.037	4

NOT CLASSIFIED

DNF	24	6	Alastair HEYS	Westfield Megabusa	5	4:05.694	5 laps	5 laps	73.25	46.036	2
NC	3	8	Simon SMITH	Caterham 260 CSR	10	7:32.899	24.751	0.000	79.48	44.121	8

FASTEST LAP

20	10	Mark BURTON	Jade Trackstar	9	42.212	85.28 mph	137.24 kph
58	8	Charles HARVEY-KELLY	Radical SR4	3	42.765	84.17 mph	135.47 kph
34	7	Nigel BENT	Caterham CSR 260	2	43.869	82.06 mph	132.06 kph
72	5	Scott MAKIN	Sylva Riot	3	44.722	80.49 mph	129.54 kph
32	6	Steve GARNER	Westfield Megabusa	5	45.277	79.50 mph	127.95 kph

Car No 3 - Not Classified - Not Running at Red Flag

Weather / Track : Sunny / Dry

These results are provisional until the conclusion of any judicial and technical matters.

Lydden Hill

Circuit Length = 1.0000 miles

Start: 15:31 End: 15:40

Clerk of Course :		Timekeeper :	
-------------------	--	--------------	--

SEMSEC Sports Racing & Kit Car Championship - Race B

RACE 4 - LAP CHART

Lap 1			Lap 2			Lap 3			Lap 4			Lap 5		
No	Behind	Laptime	No	Behind	Laptime	No	Behind	Laptime	No	Behind	Laptime	No	Behind	Laptime
20		45.465	20		42.218	20		42.400	20		42.602	20		42.275
58	2.206	47.671	58	3.278	43.290	58	3.643	42.765	58	3.969	42.928	58	4.953	43.259
34	2.988	48.453	34	4.639	43.869	34	6.281	44.042	34	8.116	44.437	34	10.063	44.222
72	3.758	49.223	72	6.264	44.724	72	8.586	44.722	38	11.256	45.028	38	13.967	44.986
38	4.529	49.994	38	6.583	44.272	38	8.830	44.647	72	11.745	45.761	72	14.931	45.461
32	4.714	50.179	32	8.350	45.854	32	11.379	45.429	3	14.003	44.918	3	15.940	44.212
24	5.417	50.882	24	9.235	46.036	3	11.687	44.678	32	14.203	45.426	32	17.205	45.277
44	5.813	51.278	3	9.409	45.395	24	13.167	46.332	24	17.630	47.065	44	21.895	46.299
3	6.232	51.697	44	10.550	46.955	44	13.461	45.311	44	17.871	47.012	53	23.117	46.903
53	7.416	52.881	53	11.429	46.231	53	15.192	46.163	53	18.489	45.899	12	23.361	46.903
12	7.626	53.091	12	11.649	46.241	12	15.298	46.049	12	18.733	46.037	24	30.734	55.379

Car No 3 - Not Classified - Not Running at Red Flag

Weather / Track : Sunny / Dry

Lydden Hill
 Circuit Length = 1.0000 miles
 Start: 15:31 End: 15:40

SEMSEC Sports Racing & Kit Car Championship - Race B

RACE 4 - LAP CHART

Lap 6			Lap 7			Lap 8			Lap 9			Lap 10		
No	Behind	Laptime	No	Behind	Laptime	No	Behind	Laptime	No	Behind	Laptime	No	Behind	Laptime
20		42.675	20		42.704	20		42.593	20		42.212	20		43.004
58	5.384	43.106	58	6.222	43.542	58	6.942	43.313	58	8.625	43.895	58	9.300	43.679
34	11.973	44.585	34	13.706	44.437	34	15.834	44.721	34	18.611	44.989	34	20.040	44.433
38	16.096	44.804	38	18.015	44.623	38	19.947	44.525	38	22.238	44.503	38	23.834	44.600
72	17.510	45.254	3	19.194	44.295	3	20.722	44.121	3	23.022	44.512	3	24.751	44.733
3	17.603	44.338	72	20.667	45.861	72	23.441	45.367	72	26.334	45.105	72	28.866	45.536
32	20.202	45.672	32	23.033	45.535	32	26.108	45.668	32	29.939	46.043	32	33.250	46.315
44	24.634	45.414	44	27.504	45.574	44	30.784	45.873	44	34.324	45.752	44	37.370	46.050
53	27.327	46.885	53	31.653	47.030	53	36.026	46.966	53	40.995	47.181	53	46.047	48.056
12	27.541	46.855	12	32.098	47.261	12	36.186	46.681	12	41.168	47.194	12	46.452	48.288

Car No 3 - Not Classified - Not Running at Red Flag

Weather / Track : Sunny / Dry

Lydden Hill
Circuit Length = 1.0000 miles
Start: 15:31 End: 15:40

RAF MSA Saloons & Sports Challenge
QUALIFYING - RACE 5 - CLASSIFICATION

POS	NO	CL	NAME	ENTRY	TIME	ON	LAPS	GAP	DIFF	MPH
1	62		Paul MARTIN-JONES	Radical Clubsport	46.538	4	10			77.35
2	36		Ian FLETCHER	Fletcher Hornet Mk4	47.165	5	13	0.627	0.627	76.32
3	49		Brian WATSON	Stuart Turner Locoblade	49.262	4	12	2.724	2.097	73.07
4	58		Simon WING	Peugeot 205 Gti	49.447	8	11	2.909	0.185	72.80
5	2		Darren BERRIS	Westfield V8	49.785	3	5	3.247	0.338	72.30
6	61		Ian SWIFT	Westfield SEiW	50.290	8	11	3.752	0.505	71.58
7	31		Jason LAPPIN	Rover Metro Gti	51.138	5	11	4.600	0.848	70.39
8	76		Si FROWEN	Rover 216Gti	52.447	11	11	5.909	1.309	68.63
9	99		Neil WADE	Mini Cooper	52.706	6	11	6.168	0.259	68.30
10	30		Paul WATERHOUSE	Peugeot 405 Ml 16	53.647	3	11	7.109	0.941	67.10
11	45		Richie HALL	Ginetta G27R	54.455	8	11	7.917	0.808	66.10
12	10		Bill BROWN	Peugeot 205 Gti	54.754	8	11	8.216	0.299	65.74
13	69		Darren HOWE	VW Golf Mk2 8v	56.879	2	3	10.341	2.125	63.29

Weather / Track : Sunny / Dry
These results are provisional until the conclusion of any judicial and technical matters.

Lydden Hill
 Circuit Length = 1.0000 miles
 Start: 12:59 End: 13:10

Clerk of Course :		Timekeeper :
-------------------	--	--------------

RAF MSA Saloons & Sports Challenge

QUALIFYING - RACE 5 - LAP ANALYSIS

2	Darren BERRIS			Westfield V8			
1 -	51.900	+ 2.115	13:00:44.167	4 -	50.682	+ 0.897	13:03:14.465
2 -	49.831	+ 0.046	13:01:33.998	5 -	51.730	+ 1.945	13:04:06.195
3 -	49.785		13:02:23.783				
10	Bill BROWN			Peugeot 205 Gti			
1 -	57.178	+ 2.424	13:00:51.536	7 -	55.882	+ 1.128	13:06:23.622
2 -	55.536	+ 0.782	13:01:47.072	8 -	54.754		13:07:18.376
3 -	54.937	+ 0.183	13:02:42.009	9 -	55.916	+ 1.162	13:08:14.292
4 -	54.774	+ 0.020	13:03:36.783	10 -	55.769	+ 1.015	13:09:10.061
5 -	55.901	+ 1.147	13:04:32.684	11 -	55.141	+ 0.387	13:10:05.202
6 -	55.056	+ 0.302	13:05:27.740				
30	Paul WATERHOUSE			Peugeot 405 Ml 16			
1 -	1:01.138	+ 7.491	13:00:57.265	7 -	55.004	+ 1.357	13:06:25.097
2 -	55.161	+ 1.514	13:01:52.426	8 -	54.023	+ 0.376	13:07:19.120
3 -	53.647		13:02:46.073	9 -	54.826	+ 1.179	13:08:13.946
4 -	54.584	+ 0.937	13:03:40.657	10 -	54.074	+ 0.427	13:09:08.020
5 -	55.326	+ 1.679	13:04:35.983	11 -	54.330	+ 0.683	13:10:02.350
6 -	54.110	+ 0.463	13:05:30.093				
31	Jason LAPPIN			Rover Metro Gti			
1 -	58.976	+ 7.838	13:01:37.238	7 -	51.268	+ 0.130	13:06:49.999
2 -	53.183	+ 2.045	13:02:30.421	8 -	53.076	+ 1.938	13:07:43.075
3 -	51.921	+ 0.783	13:03:22.342	9 -	52.151	+ 1.013	13:08:35.226
4 -	52.121	+ 0.983	13:04:14.463	10 -	51.424	+ 0.286	13:09:26.650
5 -	51.138		13:05:05.601	11 -	52.108	+ 0.970	13:10:18.758
6 -	53.130	+ 1.992	13:05:58.731				
36	Ian FLETCHER			Fletcher Hornet Mk4			
1 -	51.363	+ 4.198	13:00:42.072	8 -	50.926	+ 3.761	13:06:21.406
2 -	48.818	+ 1.653	13:01:30.890	9 -	47.473	+ 0.308	13:07:08.879
3 -	47.658	+ 0.493	13:02:18.548	10 -	47.339	+ 0.174	13:07:56.218
4 -	47.187	+ 0.022	13:03:05.735	11 -	49.384	+ 2.219	13:08:45.602
5 -	47.165		13:03:52.900	12 -	51.150	+ 3.985	13:09:36.752
6 -	49.074	+ 1.909	13:04:41.974	13 -	47.509	+ 0.344	13:10:24.261
7 -	48.506	+ 1.341	13:05:30.480				
45	Richie HALL			Ginetta G27R			
1 -	1:03.542	+ 9.087	13:01:15.737	7 -	54.859	+ 0.404	13:06:55.119
2 -	57.330	+ 2.875	13:02:13.067	8 -	54.455		13:07:49.574
3 -	57.354	+ 2.899	13:03:10.421	9 -	56.285	+ 1.830	13:08:45.859
4 -	55.606	+ 1.151	13:04:06.027	10 -	55.361	+ 0.906	13:09:41.220
5 -	57.439	+ 2.984	13:05:03.466	11 -	54.731	+ 0.276	13:10:35.951
6 -	56.794	+ 2.339	13:06:00.260				
49	Brian WATSON			Stuart Turner Locoblade			
1 -	57.369	+ 8.107	13:01:10.309	7 -	50.508	+ 1.246	13:06:12.523
2 -	51.751	+ 2.489	13:02:02.060	8 -	50.274	+ 1.012	13:07:02.797
3 -	49.710	+ 0.448	13:02:51.770	9 -	51.011	+ 1.749	13:07:53.808
4 -	49.262		13:03:41.032	10 -	50.338	+ 1.076	13:08:44.146
5 -	50.788	+ 1.526	13:04:31.820	11 -	50.138	+ 0.876	13:09:34.284
6 -	50.195	+ 0.933	13:05:22.015	12 -	49.786	+ 0.524	13:10:24.070
58	Simon WING			Peugeot 205 Gti			
1 -	57.155	+ 7.708	13:01:18.404	7 -	49.693	+ 0.246	13:06:32.122
2 -	53.369	+ 3.922	13:02:11.773	8 -	49.447		13:07:21.569
3 -	51.087	+ 1.640	13:03:02.860	9 -	57.172	+ 7.725	13:08:18.741
4 -	52.270	+ 2.823	13:03:55.130	10 -	49.490	+ 0.043	13:09:08.231
5 -	53.242	+ 3.795	13:04:48.372	11 -	49.474	+ 0.027	13:09:57.705
6 -	54.057	+ 4.610	13:05:42.429				

Weather / Track : Sunny / Dry

Lydden Hill
Circuit Length = 1.0000 miles
Start: 12:59 End: 13:10

RAF MSA Saloons & Sports Challenge
QUALIFYING - RACE 5 - LAP ANALYSIS


61	Ian SWIFT		Westfield SEiW				
1 -	1:00.191	+ 9.901	13:00:58.547	7 -	53.842	+ 3.552	13:06:22.069
2 -	54.764	+ 4.474	13:01:53.311	8 -	50.290		13:07:12.359
3 -	53.677	+ 3.387	13:02:46.988	9 -	50.756	+ 0.466	13:08:03.115
4 -	52.999	+ 2.709	13:03:39.987	10 -	50.539	+ 0.249	13:08:53.654
5 -	54.296	+ 4.006	13:04:34.283	11 -	50.305	+ 0.015	13:09:43.959
6 -	53.944	+ 3.654	13:05:28.227				
62	Paul MARTIN-JONES		Radical Clubsport				
1 -	59.683	+ 13.145	13:00:59.724	6 -	51.878	+ 5.340	13:05:09.998
2 -	50.120	+ 3.582	13:01:49.844	7 -	55.845	+ 9.307	13:06:05.843
3 -	47.778	+ 1.240	13:02:37.622	8 -	47.327	+ 0.789	13:06:53.170
4 -	46.538		13:03:24.160	9 -	58.296	+ 11.758	13:07:51.466
5 -	53.960	+ 7.422	13:04:18.120	10 -	54.675	+ 8.137	13:08:46.141
69	Darren HOWE		VW Golf Mk2 8v				
1 -	1:01.888	+ 5.009	13:01:12.763	3 -	57.709	+ 0.830	13:03:07.351
2 -	56.879		13:02:09.642				
76	Si FROWEN		Rover 216Gti				
1 -	58.917	+ 6.470	13:01:07.589	7 -	52.779	+ 0.332	13:06:28.110
2 -	54.238	+ 1.791	13:02:01.827	8 -	52.485	+ 0.038	13:07:20.595
3 -	53.751	+ 1.304	13:02:55.578	9 -	53.914	+ 1.467	13:08:14.509
4 -	52.876	+ 0.429	13:03:48.454	10 -	58.985	+ 6.538	13:09:13.494
5 -	53.331	+ 0.884	13:04:41.785	11 -	52.447		13:10:05.941
6 -	53.546	+ 1.099	13:05:35.331				
99	Neil WADE		Mini Cooper				
1 -	56.382	+ 3.676	13:01:05.434	7 -	53.489	+ 0.783	13:06:23.764
2 -	53.444	+ 0.738	13:01:58.878	8 -	52.928	+ 0.222	13:07:16.692
3 -	52.742	+ 0.036	13:02:51.620	9 -	52.707	+ 0.001	13:08:09.399
4 -	52.784	+ 0.078	13:03:44.404	10 -	52.769	+ 0.063	13:09:02.168
5 -	53.165	+ 0.459	13:04:37.569	11 -	53.078	+ 0.372	13:09:55.246
6 -	52.706		13:05:30.275				

Weather / Track : Sunny / Dry

Lydden Hill
 Circuit Length = 1.0000 miles
 Start: 12:59 End: 13:10

RAF MSA Saloons & Sports Challenge

RACE 5 - GRID

ROW 7	56.879 69 Darren HOWE		
ROW 6	54.455 45 Richie HALL		54.754 10 Bill BROWN
ROW 5	52.706 99 Neil WADE	53.647 30 Paul WATERHOUSE	
ROW 4	51.138 31 Jason LAPPIN		52.447 76 Si FROWEN
ROW 3	49.785 2 Darren BERRIS	50.290 61 Ian SWIFT	
ROW 2	49.262 49 Brian WATSON		49.447 58 Simon WING
ROW 1	46.538 62 Paul MARTIN-JONES	47.165 36 Ian FLETCHER	
Pole			
			

Lydden Hill
Circuit Length = 1.0000 miles

These results are provisional until the conclusion of any judicial and technical matters.

Clerk of Course :		Timekeeper :

RAF MSA Saloons & Sports Challenge

RACE 5 - CLASSIFICATION

POS	NO	CL	NAME	ENTRY	LAPS	TIME	GAP	DIFF	MPH	BEST	ON
1	62		Paul MARTIN-JONES	Radical Clubsport	19	15:04.285			75.63	46.396	13
2	36		Ian FLETCHER	Fletcher Hornet Mk4	19	15:08.434	4.149	4.149	75.29	46.814	5
3	58		Simon WING	Peugeot 205 Gti	19	15:41.472	37.187	33.038	72.65	48.949	2
4	49		Brian WATSON	Stuart Turner Locoblade	19	15:47.104	42.819	5.632	72.21	48.515	13
5	61		Ian SWIFT	Westfield SEiW	19	15:47.888	43.603	0.784	72.15	48.476	7
6	76		Si FROWEN	Rover 216Gti	17	15:11.351	2 laps	2 laps	67.15	52.563	7
7	99		Neil WADE	Mini Cooper	17	15:11.630	2 laps	0.279	67.13	52.664	6
8	30		Paul WATERHOUSE	Peugeot 405 MI 16	17	15:35.492	2 laps	23.862	65.41	54.328	3
9	69		Darren HOWE	VW Golf Mk2 8v	17	15:47.873	2 laps	12.381	64.56	54.249	9
10	10		Bill BROWN	Peugeot 205 Gti	17	15:49.693	2 laps	1.820	64.44	54.825	4
11	45		Richie HALL	Ginetta G27R	16	15:39.943	3 laps	1 lap	61.27	54.240	5
NOT CLASSIFIED											
DNF	2		Darren BERRIS	Westfield V8	5	4:34.175	14 laps	11 laps	65.64	50.335	2
DNF	31		Jason LAPPIN	Rover Metro Gti	4	3:35.373	15 laps	1 lap	66.85	50.916	4
FASTEST LAP											
62			Paul MARTIN-JONES	Radical Clubsport	13	46.396		77.59 mph		124.87 kph	

Weather / Track : Sunny / Dry

These results are provisional until the conclusion of any judicial and technical matters.

Lydden Hill

Circuit Length = 1.0000 miles

Start: 15:56 End: 16:12

Clerk of Course :	Timekeeper :
-------------------	--------------

RAF MSA Saloons & Sports Challenge

RACE 5 - LAP CHART

Lap 1			Lap 2			Lap 3			Lap 4			Lap 5		
No	Behind	Laptime	No	Behind	Laptime	No	Behind	Laptime	No	Behind	Laptime	No	Behind	Laptime
62		52.455	62		47.584	62		47.153	62		47.457	62		46.595
36	0.388	52.843	36	0.787	47.983	36	1.053	47.419	36	0.669	47.073	36	0.888	46.814
58	1.446	53.901	58	2.811	48.949	58	4.690	49.032	58	6.311	49.078	58	8.804	49.088
49	2.353	54.808	49	4.758	49.989	49	7.046	49.441	49	9.246	49.657	49	12.160	49.509
2	3.181	55.636	2	5.932	50.335	61	9.615	49.815	61	11.478	49.320	61	13.709	48.826
61	4.583	57.038	61	6.953	49.954	2	10.731	51.952	2	18.900	55.626	76	29.948	53.003
76	6.691	59.146	76	12.065	52.958	31	17.265	51.755	31	20.724	50.916	99	30.439	52.690
99	7.058	59.513	31	12.663	52.463	76	18.145	53.233	76	23.540	52.852	2	32.931	1:00.626
31	7.784	1:00.239	99	13.067	53.593	99	18.839	52.925	99	24.344	52.962	30	38.142	54.603
30	8.952	1:01.407	30	15.873	54.505	30	23.048	54.328	30	30.134	54.543	10	41.743	54.864
10	10.354	1:02.809	10	18.408	55.638	10	26.106	54.851	10	33.474	54.825	45	42.385	54.240
45	11.059	1:03.514	45	19.496	56.021	45	27.038	54.695	45	34.740	55.159	69	44.067	55.195
69	11.837	1:04.292	69	19.854	55.601	69	27.643	54.942	69	35.467	55.281			

Weather / Track : Sunny / Dry

Lydden Hill
 Circuit Length = 1.0000 miles
 Start: 15:56 End: 16:12

RAF MSA Saloons & Sports Challenge

RACE 5 - LAP CHART

Lap 6			Lap 7			Lap 8			Lap 9			Lap 10		
No	Behind	Laptime	No	Behind	Laptime	No	Behind	Laptime	No	Behind	Laptime	No	Behind	Laptime
62		47.017	62		47.325	62		47.779	62		48.251	62		47.226
36	0.996	47.125	36	2.625	48.954	36	2.452	47.606	36	1.529	47.328	36	1.829	47.526
58	10.935	49.148	10	1 LAP	55.290	30	1 LAP	54.632	45	2 LAPS	1:34.651	99	1 LAP	53.532
49	14.423	49.280	45	1 LAP	55.760	10	1 LAP	56.320	30	1 LAP	54.371	76	1 LAP	54.099
61	15.700	49.008	69	1 LAP	55.924	69	1 LAP	55.162	58	15.495	49.733	45	2 LAPS	1:00.079
76	35.655	52.724	58	12.814	49.204	58	14.013	48.978	49	18.220	49.630	58	17.816	49.547
99	36.086	52.664	49	15.822	48.724	49	16.841	48.798	10	1 LAP	56.283	30	1 LAP	54.983
30	45.857	54.732	61	16.851	48.476	61	17.700	48.628	61	19.432	49.983	49	20.258	49.264
			76	40.893	52.563	76	46.095	52.981	69	1 LAP	56.050	61	21.331	49.125
			99	41.438	52.677	99	46.368	52.709				10	1 LAP	55.248
												69	1 LAP	54.249

Weather / Track : Sunny / Dry

Lydden Hill
 Circuit Length = 1.0000 miles
 Start: 15:56 End: 16:12

RAF MSA Saloons & Sports Challenge

RACE 5 - LAP CHART

Lap 11			Lap 12			Lap 13			Lap 14			Lap 15		
No	Behind	Laptime	No	Behind	Laptime	No	Behind	Laptime	No	Behind	Laptime	No	Behind	Laptime
62		46.883	62		47.174	62		46.396	62		46.973	62		47.657
36	2.342	47.396	36	2.180	47.012	36	3.008	47.224	36	3.505	47.470	30	2 LAPS	54.642
99	1 LAP	54.528	99	1 LAP	53.193	58	25.229	49.452	69	2 LAPS	56.088	36	3.720	47.872
76	1 LAP	54.661	76	1 LAP	53.213	99	1 LAP	53.844	10	2 LAPS	57.045	45	3 LAPS	56.171
58	20.137	49.204	58	22.173	49.210	76	1 LAP	53.654	58	27.571	49.315	69	2 LAPS	55.270
49	22.650	49.275	49	24.267	48.791	49	26.386	48.515	49	28.456	49.043	10	2 LAPS	55.576
61	24.847	50.399	61	27.507	49.834	61	30.597	49.486	99	1 LAP	53.257	58	29.260	49.346
45	2 LAPS	57.703	45	2 LAPS	55.693	30	1 LAP	54.652	76	1 LAP	53.505	49	29.454	48.655
30	1 LAP	54.888	30	1 LAP	55.121	45	2 LAPS	57.863	61	32.801	49.177	61	36.084	50.940
10	1 LAP	54.839	10	1 LAP	54.867							99	1 LAP	53.411
69	1 LAP	54.827	69	1 LAP	54.951							76	1 LAP	53.168

Weather / Track : Sunny / Dry

Lydden Hill
 Circuit Length = 1.0000 miles
 Start: 15:56 End: 16:12

RAF MSA Saloons & Sports Challenge

RACE 5 - LAP CHART

Lap 16			Lap 17			Lap 18			Lap 19		
No	Behind	Laptime	No	Behind	Laptime	No	Behind	Laptime	No	Behind	Laptime
62		47.382	62		47.251	62		48.038	62		47.689
36	3.362	47.024	36	3.246	47.135	76	2 LAPS	53.216	36	4.149	48.793
30	2 LAPS	54.782	30	2 LAPS	54.571	99	2 LAPS	53.811	76	2 LAPS	53.312
45	3 LAPS	55.098	45	3 LAPS	54.630	36	3.045	47.837	99	2 LAPS	53.264
69	2 LAPS	54.866	69	2 LAPS	55.131	30	2 LAPS	54.353	30	2 LAPS	54.379
10	2 LAPS	54.961	10	2 LAPS	55.609	45	3 LAPS	54.351	45	3 LAPS	54.315
58	31.290	49.412	58	33.698	49.659	58	35.432	49.772	58	37.187	49.444
49	31.443	49.371	61	40.322	49.328	69	2 LAPS	55.026	49	42.819	49.014
61	38.245	49.543	49	40.690	56.498	10	2 LAPS	55.105	69	2 LAPS	55.018
99	1 LAP	53.057				61	41.215	48.931	61	43.603	50.077
76	1 LAP	53.063				49	41.494	48.842	10	2 LAPS	55.563

Weather / Track : Sunny / Dry

Lydden Hill
 Circuit Length = 1.0000 miles
 Start: 15:56 End: 16:12

South East Sports Racing & Kit Car & SEMSEC Inter Kit Car Challenges
QUALIFYING - RACE 7 - CLASSIFICATION

POS	NO	CL	NAME	ENTRY	TIME	ON	LAPS	GAP	DIFF	MPH
1	20	A	Mark BURTON	Jade Trackstar	39.721	3	3			90.62
2	81	D	Ian CONIBEAR	Caterham SLR	43.460	6	9	3.739	3.739	82.83
3	58	B	Charles HARVEY-KELLY	Radical SR4	43.914	2	5	4.193	0.454	81.97
4	34	D	Nigel BENT	Caterham CSR 260	44.668	5	5	4.947	0.754	80.59
5	72		Scott MAKIN	Sylva Riot	44.813	5	9	5.092	0.145	80.33
6	3	D	Stuart BAMPION	Caterham CRS 260	44.854	8	15	5.133	0.041	80.25
7	44	D	Andrew KIMPTON	Westfield SE	45.199	5	7	5.478	0.345	79.64
8	38	D	Mark BISHOP	Caterham Seven	45.296	5	5	5.575	0.097	79.47
9	12	D	Matthew CALLER	Caterham R400	46.231	9	9	6.510	0.935	77.86
10	53	D	Clive GIBBS	Westfield SE1	46.441	9	11	6.720	0.210	77.51

Weather / Track : Sunny / Dry
These results are provisional until the conclusion of any judicial and technical matters.

Lydden Hill
 Circuit Length = 1.0000 miles
 Start: 13:13 End: 13:25

Clerk of Course :		Timekeeper :
-------------------	--	--------------

South East Sports Racing & Kit Car & SEMSEC Inter Kit Car Challenges

QUALIFYING - RACE 7 - LAP ANALYSIS

3	Stuart BAMPTON		D Caterham CRS 260				
1 -	46.180	+ 1.326	13:14:34.867	9 -	47.285	+ 2.431	13:20:39.017
2 -	45.157	+ 0.303	13:15:20.024	10 -	46.399	+ 1.545	13:21:25.416
3 -	45.210	+ 0.356	13:16:05.234	11 -	46.010	+ 1.156	13:22:11.426
4 -	45.798	+ 0.944	13:16:51.032	12 -	45.233	+ 0.379	13:22:56.659
5 -	45.449	+ 0.595	13:17:36.481	13 -	45.496	+ 0.642	13:23:42.155
6 -	45.246	+ 0.392	13:18:21.727	14 -	45.357	+ 0.503	13:24:27.512
7 -	45.151	+ 0.297	13:19:06.878	15 -	45.782	+ 0.928	13:25:13.294
8 -	44.854		13:19:51.732				
12	Matthew CALLER		D Caterham R400				
1 -	52.641	+ 6.410	13:15:00.795	6 -	46.885	+ 0.654	13:18:58.530
2 -	47.136	+ 0.905	13:15:47.931	7 -	47.643	+ 1.412	13:19:46.173
3 -	48.649	+ 2.418	13:16:36.580	8 -	47.817	+ 1.586	13:20:33.990
4 -	47.823	+ 1.592	13:17:24.403	9 -	46.231		13:21:20.221
5 -	47.242	+ 1.011	13:18:11.645				
20	Mark BURTON		A Jade Trackstar				
1 -	47.289	+ 7.568	13:14:38.227	3 -	39.721		13:15:58.335
2 -	40.387	+ 0.666	13:15:18.614				
34	Nigel BENT		D Caterham CSR 260				
1 -	49.241	+ 4.573	13:14:48.677	4 -	45.345	+ 0.677	13:17:06.073
2 -	46.277	+ 1.609	13:15:34.954	5 -	44.668		13:17:50.741
3 -	45.774	+ 1.106	13:16:20.728				
38	Mark BISHOP		D Caterham Seven				
1 -	50.247	+ 4.951	13:21:54.566	4 -	45.813	+ 0.517	13:24:11.176
2 -	45.469	+ 0.173	13:22:40.035	5 -	45.296		13:24:56.472
3 -	45.328	+ 0.032	13:23:25.363				
44	Andrew KIMPTON		D Westfield SE				
1 -	49.061	+ 3.862	13:14:52.859	5 -	45.199		13:18:13.843
2 -	45.443	+ 0.244	13:15:38.302	6 -	45.374	+ 0.175	13:18:59.217
3 -	1:01.589	+ 16.390	13:16:39.891	7 -	45.930	+ 0.731	13:19:45.147
4 -	48.753	+ 3.554	13:17:28.644				
53	Clive GIBBS		D Westfield SE1				
1 -	50.880	+ 4.439	13:14:52.473	7 -	46.510	+ 0.069	13:19:36.804
2 -	47.673	+ 1.232	13:15:40.146	8 -	46.882	+ 0.441	13:20:23.686
3 -	47.609	+ 1.168	13:16:27.755	9 -	46.441		13:21:10.127
4 -	48.348	+ 1.907	13:17:16.103	10 -	47.266	+ 0.825	13:21:57.393
5 -	46.963	+ 0.522	13:18:03.066	11 -	47.242	+ 0.801	13:22:44.635
6 -	47.228	+ 0.787	13:18:50.294				
58	Charles HARVEY-KELLY		B Radical SR4				
1 -	48.314	+ 4.400	13:14:44.471	4 -	43.980	+ 0.066	13:16:56.402
2 -	43.914		13:15:28.385	5 -	45.240	+ 1.326	13:17:41.642
3 -	44.037	+ 0.123	13:16:12.422				
72	Scott MAKIN		Silva Riot				
1 -	51.549	+ 6.736	13:14:45.796	6 -	44.961	+ 0.148	13:18:34.621
2 -	47.016	+ 2.203	13:15:32.812	7 -	44.868	+ 0.055	13:19:19.489
3 -	46.308	+ 1.495	13:16:19.120	8 -	44.899	+ 0.086	13:20:04.388
4 -	45.727	+ 0.914	13:17:04.847	9 -	48.303	+ 3.490	13:20:52.691
5 -	44.813		13:17:49.660				
81	Ian CONIBEAR		D Caterham SLR				
1 -	52.619	+ 9.159	13:15:00.125	6 -	43.460		13:18:50.427
2 -	46.334	+ 2.874	13:15:46.459	7 -	43.473	+ 0.013	13:19:33.900
3 -	47.935	+ 4.475	13:16:34.394	8 -	48.540	+ 5.080	13:20:22.440

Weather / Track : Sunny / Dry

Lydden Hill
Circuit Length = 1.0000 miles
Start: 13:13 End: 13:25


South East Sports Racing & Kit Car & SEMSEC Inter Kit Car Challenges
QUALIFYING - RACE 7 - LAP ANALYSIS

4 -	48.593	+ 5.133	13:17:22.987	9 -	43.735	+ 0.275	13:21:06.175
5 -	43.980	+ 0.520	13:18:06.967				

Weather / Track : Sunny / Dry

Lydden Hill
Circuit Length = 1.0000 miles
Start: 13:13 End: 13:25

South East Sports Racing & Kit Car & SEMSEC Inter Kit Car Challenges
RACE 7 - GRID

ROW 5	46.231 12 Matthew CALLER	46.441 53 Clive GIBBS
ROW 4	45.199 44 Andrew KIMPTON	45.296 38 Mark BISHOP
ROW 3	44.813 72 Scott MAKIN	44.854 3 Stuart BAMPTON
ROW 2	43.914 58 Charles HARVEY-KELLY	44.668 34 Nigel BENT
ROW 1	39.721 20 Mark BURTON	43.460 81 Ian CONIBEAR
Pole		
		

Lydden Hill
 Circuit Length = 1.0000 miles

These results are provisional until the conclusion of any judicial and technical matters.

Clerk of Course :

Timekeeper :

South East Sports Racing & Kit Car & SEMSEC Inter Kit Car Challenges

RACE 7 - CLASSIFICATION

POS	NO	CL	NAME	ENTRY	LAPS	TIME	GAP	DIFF	MPH	BEST	ON
1	20	A	Mark BURTON	Jade Trackstar	22	15:40.802			84.18	40.217	4
2	34	D	Nigel BENT	Caterham CSR 260	21	15:49.137	1 lap	1 lap	79.64	43.636	3
3	38	D	Mark BISHOP	Caterham Seven	21	15:54.264	1 lap	5.127	79.22	44.564	3
4	72		Scott MAKIN	Sylva Riot	21	15:55.670	1 lap	1.406	79.10	44.873	6
5	53	D	Clive GIBBS	Westfield SE1	20	15:57.505	2 laps	1 lap	75.19	46.151	3
6	12	D	Matthew CALLER	Caterham R400	20	15:58.056	2 laps	0.551	75.15	45.685	4

NOT CLASSIFIED

DNF	58	B	Charles HARVEY-KELLY	Radical SR4	15	10:55.013	7 laps	5 laps	82.43	42.819	4
-----	----	---	----------------------	-------------	----	-----------	--------	--------	-------	--------	---

FASTEST LAP

20	A	Mark BURTON	Jade Trackstar	4	40.217	89.51 mph	144.05 kph
58	B	Charles HARVEY-KELLY	Radical SR4	4	42.819	84.07 mph	135.30 kph
34	D	Nigel BENT	Caterham CSR 260	3	43.636	82.49 mph	132.76 kph
72		Scott MAKIN	Sylva Riot	6	44.873	80.22 mph	129.10 kph

Weather / Track : Sunny / Dry

These results are provisional until the conclusion of any judicial and technical matters.

Lydden Hill

Circuit Length = 1.0000 miles

Start: 16:39 End: 16:56

Clerk of Course :

Timekeeper :

South East Sports Racing & Kit Car & SEMSEC Inter Kit Car Challenges

RACE 7 - LAP CHART

Lap 1			Lap 2			Lap 3			Lap 4			Lap 5		
No	Behind	Laptime	No	Behind	Laptime	No	Behind	Laptime	No	Behind	Laptime	No	Behind	Laptime
20		46.635	20		42.895	20		40.683	20		40.217	20		40.445
58	1.141	47.776	58	1.410	43.164	58	3.866	43.139	58	6.468	42.819	58	9.064	43.041
34	2.505	49.140	34	3.746	44.136	34	6.699	43.636	34	10.401	43.919	34	14.216	44.260
38	2.760	49.395	38	4.457	44.592	38	8.338	44.564	38	13.047	44.926	38	18.195	45.593
72	3.649	50.284	72	6.079	45.325	72	10.435	45.039	72	15.479	45.261	72	20.301	45.267
53	5.018	51.653	53	8.483	46.360	53	13.951	46.151	53	20.259	46.525	53	26.398	46.584
12	7.095	53.730	12	11.122	46.922	12	16.744	46.305	12	22.212	45.685	12	28.181	46.414

Weather / Track : Sunny / Dry

Lydden Hill
 Circuit Length = 1.0000 miles
 Start: 16:39 End: 16:56

South East Sports Racing & Kit Car & SEMSEC Inter Kit Car Challenges

RACE 7 - LAP CHART

Lap 6			Lap 7			Lap 8			Lap 9			Lap 10		
No	Behind	Laptime	No	Behind	Laptime	No	Behind	Laptime	No	Behind	Laptime	No	Behind	Laptime
20		40.223	20		40.856	20		41.295	20		44.738	20		43.359
58	12.386	43.545	58	14.993	43.463	58	16.950	43.252	53	1 LAP	48.028	53	1 LAP	46.951
34	17.980	43.987	34	21.463	44.339	34	25.062	44.894	12	1 LAP	47.810	12	1 LAP	47.078
38	23.280	45.308	38	27.813	45.389	38	32.012	45.494	58	15.374	43.162	58	15.314	43.299
72	24.951	44.873	72	28.988	44.893	72	32.598	44.905	34	25.499	45.175	34	27.442	45.302
53	33.152	46.977	53	39.135	46.839				38	32.373	45.099	38	34.150	45.136
12	33.733	45.775	12	39.525	46.648				72	32.978	45.118	72	34.910	45.291

Weather / Track : Sunny / Dry

Lydden Hill
 Circuit Length = 1.0000 miles
 Start: 16:39 End: 16:56

South East Sports Racing & Kit Car & SEMSEC Inter Kit Car Challenges

RACE 7 - LAP CHART

Lap 11			Lap 12			Lap 13			Lap 14			Lap 15		
No	Behind	Laptime	No	Behind	Laptime	No	Behind	Laptime	No	Behind	Laptime	No	Behind	Laptime
20		43.198	20		42.587	20		42.245	20		43.240	20		43.035
53	1 LAP	47.211	53	1 LAP	47.380	58	18.090	43.764	72	1 LAP	46.074	38	1 LAP	45.702
12	1 LAP	47.040	12	1 LAP	47.445	53	1 LAP	47.795	58	18.447	43.597	72	1 LAP	45.258
58	15.716	43.600	58	16.571	43.442	12	1 LAP	47.927	53	1 LAP	46.632	58	19.362	43.950
34	30.179	45.935	34	32.968	45.376	34	35.608	44.885	12	1 LAP	47.109	53	1 LAP	46.996
38	36.414	45.462	38	38.961	45.134	38	42.222	45.506	34	37.629	45.261	12	1 LAP	46.459
72	37.331	45.619	72	40.221	45.477							34	39.727	45.133

Weather / Track : Sunny / Dry

Lydden Hill
 Circuit Length = 1.0000 miles
 Start: 16:39 End: 16:56

South East Sports Racing & Kit Car & SEMSEC Inter Kit Car Challenges

RACE 7 - LAP CHART

Lap 16			Lap 17			Lap 18			Lap 19			Lap 20		
No	Behind	Laptime	No	Behind	Laptime	No	Behind	Laptime	No	Behind	Laptime	No	Behind	Laptime
20		42.023	20		42.597	20		45.995	20		42.910	20		44.059
38	1 LAP	45.255	38	1 LAP	45.142	53	2 LAPS	51.284	34	1 LAP	45.223	34	1 LAP	45.261
72	1 LAP	45.276	72	1 LAP	45.423	34	1 LAP	47.801	53	2 LAPS	47.040	53	2 LAPS	46.705
53	1 LAP	54.353				12	2 LAPS	51.017	12	2 LAPS	46.960	12	2 LAPS	46.582
12	1 LAP	55.041				38	1 LAP	45.216	38	1 LAP	44.883	38	1 LAP	45.283
34	42.487	44.783				72	1 LAP	45.187	72	1 LAP	45.276	72	1 LAP	44.948

Weather / Track : Sunny / Dry

Lydden Hill
 Circuit Length = 1.0000 miles
 Start: 16:39 End: 16:56

South East Sports Racing & Kit Car & SEMSEC Inter Kit Car Challenges
RACE 7 - LAP CHART

Lap 21			Lap 22		
No	Behind	Laptime	No	Behind	Laptime
20		43.841	20		43.726
34	1 LAP	45.153	34	1 LAP	45.538
38	1 LAP	45.304	38	1 LAP	45.881
53	2 LAPS	48.257	72	1 LAP	45.566
12	2 LAPS	47.923	53	2 LAPS	47.784
72	1 LAP	45.310	12	2 LAPS	48.186

Weather / Track : Sunny / Dry

Lydden Hill
Circuit Length = 1.0000 miles
Start: 16:39 End: 16:56

SEMSEC Open Single Seater Championship

QUALIFYING - RACE 2 - CLASSIFICATION

POS	NO	CL	NAME	ENTRY	TIME	ON	LAPS	GAP	DIFF	MPH
1	17	E	Eddie McLURG	March 822 F2	41.538	5	8			86.66
2	13	D	Christopher CHANDLER	Tatuus Formula Renault	44.466	5	9	2.928	2.928	80.95
3	40	E	John STAPLETON	JH 002 Formula Vee	47.118	10	15	5.580	2.652	76.40
4	19	B	Innes HICKMAN	Marrick FF-CWA	49.895	9	10	8.357	2.777	72.14
5	8	B	Simon BROWN	Merlyn Mk11a	52.355	5	12	10.817	2.460	68.75

Weather / Track : Sunny / Dry
These results are provisional until the conclusion of any judicial and technical matters.

Lydden Hill
 Circuit Length = 1.0000 miles
 Start: 13:29 End: 13:41

Clerk of Course :		Timekeeper :
-------------------	--	--------------

SEMSEC Open Single Seater Championship


QUALIFYING - RACE 2 - LAP ANALYSIS

8	Simon BROWN			B Merlyn Mk11a			
1 -	56.219	+ 3.864	13:30:10.579	7 -	52.463	+ 0.108	13:35:28.680
2 -	55.617	+ 3.262	13:31:06.196	8 -	52.726	+ 0.371	13:36:21.406
3 -	52.850	+ 0.495	13:31:59.046	9 -	53.236	+ 0.881	13:37:14.642
4 -	52.369	+ 0.014	13:32:51.415	10 -	52.906	+ 0.551	13:38:07.548
5 -	52.355		13:33:43.770	11 -	55.724	+ 3.369	13:39:03.272
6 -	52.447	+ 0.092	13:34:36.217	12 -	1:05.687	+ 13.332	13:40:08.959
13	Christopher CHANDLER			D Tatuus Formula Renault			
1 -	48.080	+ 3.614	13:30:05.477	6 -	44.570	+ 0.104	13:33:50.256
2 -	45.699	+ 1.233	13:30:51.176	7 -	46.209	+ 1.743	13:34:36.465
3 -	44.724	+ 0.258	13:31:35.900	8 -	45.642	+ 1.176	13:35:22.107
4 -	45.320	+ 0.854	13:32:21.220	9 -	45.590	+ 1.124	13:36:07.697
5 -	44.466		13:33:05.686				
17	Eddie McLURG			E March 822 F2			
1 -	53.777	+ 12.239	13:30:20.591	5 -	41.538		13:33:15.885
2 -	46.066	+ 4.528	13:31:06.657	6 -	1:11.874	+ 30.336	13:34:27.759
3 -	43.848	+ 2.310	13:31:50.505	7 -	42.096	+ 0.558	13:35:09.855
4 -	43.842	+ 2.304	13:32:34.347	8 -	41.596	+ 0.058	13:35:51.451
19	Innes HICKMAN			B Marrick FF-CWA			
1 -	53.296	+ 3.401	13:30:12.119	6 -	51.685	+ 1.790	13:34:30.542
2 -	51.987	+ 2.092	13:31:04.106	7 -	50.139	+ 0.244	13:35:20.681
3 -	52.444	+ 2.549	13:31:56.550	8 -	50.603	+ 0.708	13:36:11.284
4 -	51.163	+ 1.268	13:32:47.713	9 -	49.895		13:37:01.179
5 -	51.144	+ 1.249	13:33:38.857	10 -	50.852	+ 0.957	13:37:52.031
40	John STAPLETON			E JH 002 Formula Vee			
1 -	53.825	+ 6.707	13:30:11.128	9 -	47.121	+ 0.003	13:36:33.714
2 -	50.207	+ 3.089	13:31:01.335	10 -	47.118		13:37:20.832
3 -	48.149	+ 1.031	13:31:49.484	11 -	47.240	+ 0.122	13:38:08.072
4 -	48.197	+ 1.079	13:32:37.681	12 -	47.158	+ 0.040	13:38:55.230
5 -	47.264	+ 0.146	13:33:24.945	13 -	47.344	+ 0.226	13:39:42.574
6 -	47.268	+ 0.150	13:34:12.213	14 -	47.440	+ 0.322	13:40:30.014
7 -	47.142	+ 0.024	13:34:59.355	15 -	47.414	+ 0.296	13:41:17.428
8 -	47.238	+ 0.120	13:35:46.593				

Weather / Track : Sunny / Dry

Lydden Hill
Circuit Length = 1.0000 miles
Start: 13:29 End: 13:41

SEMSEC Open Single Seater Championship - Race A
RACE 2 - GRID

ROW 3	52.355 8 Simon BROWN		
ROW 2		47.118 40 John STAPLETON	49.895 19 Innes HICKMAN
ROW 1	41.538 17 Eddie McLURG		44.466 13 Christopher CHANDLER
Pole			
			

Lydden Hill
 Circuit Length = 1.0000 miles

These results are provisional until the conclusion of any judicial and technical matters.

Clerk of Course :		Timekeeper :

SEMSEC Open Single Seater Championship - Race A

RACE 2 - CLASSIFICATION

POS	NO	CL	NAME	ENTRY	LAPS	TIME	GAP	DIFF	MPH	BEST	ON
1	17	E	Eddie McLURG	March 822 F2	15	10:57.233			82.16	42.054	7
2	13	D	Christopher CHANDLER	Tatuus Formula Renault	15	11:20.804	23.571	23.571	79.31	43.967	7
3	40	E	John STAPLETON	JH 002 Formula Vee	14	11:11.979	1 lap	1 lap	75.00	47.084	13
4	19	B	Innes HICKMAN	Marrick FF-CWA	14	11:44.843	1 lap	32.864	71.50	49.653	6
NOT CLASSIFIED											
DNC	8	B	Simon BROWN	Merlyn Mk11a	8	6:43.541	7 laps	6 laps	71.36	48.694	3
FASTEST LAP											
17	E	Eddie McLURG	March 822 F2	7	42.054	85.60 mph	137.76 kph				
13	D	Christopher CHANDLER	Tatuus Formula Renault	7	43.967	81.87 mph	131.76 kph				
8	B	Simon BROWN	Merlyn Mk11a	3	48.694	73.92 mph	118.97 kph				

Weather / Track : Sunny / Dry
 These results are provisional until the conclusion of any judicial and technical matters.

Lydden Hill
 Circuit Length = 1.0000 miles
 Start: 14:49 End: 15:01

Clerk of Course :		Timekeeper :
-------------------	--	--------------

SEMSEC Open Single Seater Championship - Race A
RACE 2 - LAP CHART

Lap 1			Lap 2			Lap 3			Lap 4			Lap 5		
No	Behind	Laptime	No	Behind	Laptime	No	Behind	Laptime	No	Behind	Laptime	No	Behind	Laptime
13		48.887	13		45.082	13		44.550	13		44.513	13		45.006
8	3.723	52.610	17	5.018	45.576	17	2.578	42.110	17	0.213	42.148	17	0.092	44.885
40	4.114	53.001	40	7.329	48.297	40	10.492	47.713	40	13.327	47.348	40	15.632	47.311
17	4.524	53.411	8	8.284	49.643	8	12.428	48.694	8	18.017	50.102	8	23.570	50.559
19	5.457	54.344	19	10.274	49.899	19	15.693	49.969	19	20.979	49.799	19	26.218	50.245

Weather / Track : Sunny / Dry

Lydden Hill
 Circuit Length = 1.0000 miles
 Start: 14:49 End: 15:01

SEMSEC Open Single Seater Championship - Race A
RACE 2 - LAP CHART

Lap 6			Lap 7			Lap 8			Lap 9			Lap 10		
No	Behind	Laptime	No	Behind	Laptime	No	Behind	Laptime	No	Behind	Laptime	No	Behind	Laptime
17		43.698	17		42.054	17		42.738	17		43.170	17		42.679
13	1.414	45.204	13	3.327	43.967	13	5.420	44.831	8	1 LAP	50.778	13	11.282	47.681
40	19.115	47.273	40	24.928	47.867	40	29.992	47.802	19	1 LAP	50.225	19	1 LAP	50.752
8	30.675	50.895	8	38.881	50.260				13	6.280	44.030	40	39.476	47.911
19	32.081	49.653	19	40.124	50.097				40	34.244	47.422			

Weather / Track : Sunny / Dry

Lydden Hill
 Circuit Length = 1.0000 miles
 Start: 14:49 End: 15:01


SEMSEC Open Single Seater Championship - Race A
RACE 2 - LAP CHART

Lap 11			Lap 12			Lap 13			Lap 14			Lap 15		
No	Behind	Laptime	No	Behind	Laptime	No	Behind	Laptime	No	Behind	Laptime	No	Behind	Laptime
17		43.153	17		43.599	17		42.465	17		42.201	17		43.346
13	14.358	46.229	40	1 LAP	47.989	40	1 LAP	47.381	40	1 LAP	47.084	40	1 LAP	47.580
19	1 LAP	49.728	13	16.443	45.684	13	19.275	45.297	13	22.165	45.091	13	23.571	44.752
			19	1 LAP	49.968	19	1 LAP	50.038	19	1 LAP	49.848	19	1 LAP	50.278

Weather / Track : Sunny / Dry

Lydden Hill
 Circuit Length = 1.0000 miles
 Start: 14:49 End: 15:01

SEMSEC Open Single Seater Championship - Race B
RACE 8 - GRID

ROW 3	48.694 8 Simon BROWN		
ROW 2		40 John STAPLETON	19 Innes HICKMAN
ROW 1	17 Eddie McLURG		13 Christopher CHANDLER
Pole			
			

Lydden Hill
Circuit Length = 1.0000 miles

These results are provisional until the conclusion of any judicial and technical matters.

Clerk of Course :		Timekeeper :
-------------------	--	--------------

SEMSEC Open Single Seater Championship - Race B

RACE 8 - CLASSIFICATION

POS	NO	CL	NAME	ENTRY	LAPS	TIME	GAP	DIFF	MPH	BEST	ON
1	17	E	Eddie McLURG	March 822 F2	15	11:05.913			81.08	42.960	7
2	13	D	Christopher CHANDLER	Tatuus Formula Renault	15	11:22.044	16.131	16.131	79.17	44.530	12
3	40	E	John STAPLETON	JH 002 Formula Vee	14	11:10.824	1 lap	1 lap	75.12	47.272	11
4	19	B	Innes HICKMAN	Marrick FF-CWA	14	11:55.706	1 lap	44.882	70.41	50.281	14

FASTEST LAP											
17	E	Eddie McLURG	March 822 F2	7	42.960	83.79 mph	134.85 kph				
13	D	Christopher CHANDLER	Tatuus Formula Renault	12	44.530	80.84 mph	130.10 kph				
19	B	Innes HICKMAN	Marrick FF-CWA	14	50.281	71.59 mph	115.22 kph				

Weather / Track : Sunny / Dry
 These results are provisional until the conclusion of any judicial and technical matters.

Lydden Hill
 Circuit Length = 1.0000 miles
 Start: 17:01 End: 17:13

Clerk of Course :		Timekeeper :
-------------------	--	--------------

SEMSEC Open Single Seater Championship - Race B
RACE 8 - LAP CHART

Lap 1			Lap 2			Lap 3			Lap 4			Lap 5		
No	Behind	Laptime	No	Behind	Laptime	No	Behind	Laptime	No	Behind	Laptime	No	Behind	Laptime
13		50.095	13		45.987	13		45.082	13		45.768	17		43.645
17	1.119	51.214	17	0.503	45.371	17	1.334	45.913	17	0.067	44.501	13	2.015	45.727
40	2.328	52.423	40	3.924	47.583	40	6.734	47.892	40	8.827	47.861	40	12.697	47.582
19	4.895	54.990	19	9.738	50.830	19	16.041	51.385	19	21.280	51.007	19	28.550	50.982

Weather / Track : Sunny / Dry

Lydden Hill
 Circuit Length = 1.0000 miles
 Start: 17:01 End: 17:13

SEMSEC Open Single Seater Championship - Race B
RACE 8 - LAP CHART

Lap 6			Lap 7			Lap 8			Lap 9			Lap 10		
No	Behind	Laptime	No	Behind	Laptime	No	Behind	Laptime	No	Behind	Laptime	No	Behind	Laptime
17		43.209	17		42.960	17		44.242	17		43.811	17		43.446
13	3.822	45.016	13	5.761	44.899	19	1 LAP	51.234	19	1 LAP	50.477	13	9.614	44.984
40	16.813	47.325	40	21.408	47.555	13	6.820	45.301	13	8.076	45.067	19	1 LAP	50.715
19	36.072	50.731				40	24.769	47.603	40	28.683	47.725	40	32.611	47.374

Weather / Track : Sunny / Dry

Lydden Hill
 Circuit Length = 1.0000 miles
 Start: 17:01 End: 17:13

SEMSEC Open Single Seater Championship - Race B
RACE 8 - LAP CHART

Lap 11			Lap 12			Lap 13			Lap 14			Lap 15		
No	Behind	Laptime	No	Behind	Laptime	No	Behind	Laptime	No	Behind	Laptime	No	Behind	Laptime
17		43.508	17		43.128	17		43.325	17		43.816	17		43.824
13	10.849	44.743	13	12.251	44.530	13	13.588	44.662	40	1 LAP	47.784	40	1 LAP	47.345
19	1 LAP	50.698	19	1 LAP	50.701	19	1 LAP	51.276	13	14.687	44.915	13	16.131	45.268
40	36.375	47.272	40	40.747	47.500				19	1 LAP	50.399	19	1 LAP	50.281

Weather / Track : Sunny / Dry

Lydden Hill
 Circuit Length = 1.0000 miles
 Start: 17:01 End: 17:13

SEMSEC Saloon & Sports Car Championship

QUALIFYING - RACE 3 - CLASSIFICATION

POS	NO	CL	NAME	ENTRY	TIME	ON	LAPS	GAP	DIFF	MPH
1	26	4	Bill RICHARDS	Metro Cosworth	45.278	12	12			79.50
2	96	3	Nigel CRAIG	Subaru Impreza turbo 4WD	46.105	2	13	0.827	0.827	78.08
3	13	4	Mary GRINHAM	Rover/Maguire Mini	48.172	12	12	2.894	2.067	74.73
4	54	4	James GUEST	Rover Mini	48.306	5	10	3.028	0.134	74.52
5	27	2	Stuart GIBBONS	Ginetta G20	48.481	11	11	3.203	0.175	74.25
6	7	2	Peter OSBORNE	Renault Clio16v	51.069	13	13	5.791	2.588	70.49
7	41	2	Kieron LEHANE	Ford Fiesta	53.243	3	4	7.965	2.174	67.61
8	48	2	Christopher GOULD	VW Golf Gti MkII	54.079	6	6	8.801	0.836	66.56

Weather / Track : Sunny / Dry
 These results are provisional until the conclusion of any judicial and technical matters.

Lydden Hill
 Circuit Length = 1.0000 miles
 Start: 13:57 End: 14:10

Clerk of Course :		Timekeeper :
-------------------	--	--------------

SEMSEC Saloon & Sports Car Championship


QUALIFYING - RACE 3 - LAP ANALYSIS

7	Peter OSBORNE		2 Renault Clio16v				
1 -	1:04.483	+ 13.414	13:59:15.165	8 -	51.854	+ 0.785	14:05:28.424
2 -	59.844	+ 8.775	14:00:15.009	9 -	58.314	+ 7.245	14:06:26.738
3 -	55.634	+ 4.565	14:01:10.643	10 -	1:03.644	+ 12.575	14:07:30.382
4 -	51.454	+ 0.385	14:02:02.097	11 -	51.352	+ 0.283	14:08:21.734
5 -	51.091	+ 0.022	14:02:53.188	12 -	57.771	+ 6.702	14:09:19.505
6 -	51.538	+ 0.469	14:03:44.726	13 -	51.069		14:10:10.574
7 -	51.844	+ 0.775	14:04:36.570				
13	Mary GRINHAM		4 Rover/Maguire Mini				
1 -	58.013	+ 9.841	13:59:17.301	7 -	49.161	+ 0.989	14:04:21.549
2 -	53.352	+ 5.180	14:00:10.653	8 -	49.238	+ 1.066	14:05:10.787
3 -	51.501	+ 3.329	14:01:02.154	9 -	49.151	+ 0.979	14:05:59.938
4 -	50.727	+ 2.555	14:01:52.881	10 -	48.590	+ 0.418	14:06:48.528
5 -	49.917	+ 1.745	14:02:42.798	11 -	48.314	+ 0.142	14:07:36.842
6 -	49.590	+ 1.418	14:03:32.388	12 -	48.172		14:08:25.014
26	Bill RICHARDS		4 Metro Cosworth				
1 -	58.884	+ 13.606	13:59:18.575	7 -	48.679	+ 3.401	14:04:04.857
2 -	51.903	+ 6.625	14:00:10.478	8 -	45.688	+ 0.410	14:04:50.545
3 -	47.034	+ 1.756	14:00:57.512	9 -	56.646	+ 11.368	14:05:47.191
4 -	45.931	+ 0.653	14:01:43.443	10 -	45.625	+ 0.347	14:06:32.816
5 -	45.624	+ 0.346	14:02:29.067	11 -	55.990	+ 10.712	14:07:28.806
6 -	47.111	+ 1.833	14:03:16.178	12 -	45.278		14:08:14.084
27	Stuart GIBBONS		2 Ginetta G20				
1 -	58.788	+ 10.307	13:59:16.239	7 -	49.356	+ 0.875	14:04:22.256
2 -	55.343	+ 6.862	14:00:11.582	8 -	49.541	+ 1.060	14:05:11.797
3 -	51.325	+ 2.844	14:01:02.907	9 -	48.889	+ 0.408	14:06:00.686
4 -	50.395	+ 1.914	14:01:53.302	10 -	49.342	+ 0.861	14:06:50.028
5 -	50.137	+ 1.656	14:02:43.439	11 -	48.481		14:07:38.509
6 -	49.461	+ 0.980	14:03:32.900				
41	Kieron LEHANE		2 Ford Fiesta				
1 -	55.199	+ 1.956	14:03:17.643	3 -	53.243		14:05:05.343
2 -	54.457	+ 1.214	14:04:12.100	4 -	53.559	+ 0.316	14:05:58.902
48	Christopher GOULD		2 VW Golf Gti MkII				
1 -	1:00.037	+ 5.958	14:00:25.680	4 -	57.118	+ 3.039	14:03:16.957
2 -	57.632	+ 3.553	14:01:23.312	5 -	56.479	+ 2.400	14:04:13.436
3 -	56.527	+ 2.448	14:02:19.839	6 -	54.079		14:05:07.515
54	James GUEST		4 Rover Mini				
1 -	1:00.857	+ 12.551	13:59:13.210	6 -	48.791	+ 0.485	14:03:22.402
2 -	52.193	+ 3.887	14:00:05.403	7 -	48.930	+ 0.624	14:04:11.332
3 -	49.796	+ 1.490	14:00:55.199	8 -	49.391	+ 1.085	14:05:00.723
4 -	50.106	+ 1.800	14:01:45.305	9 -	49.037	+ 0.731	14:05:49.760
5 -	48.306		14:02:33.611	10 -	49.263	+ 0.957	14:06:39.023
96	Nigel CRAIG		3 Subaru Impreza turbo 4WD				
1 -	58.184	+ 12.079	13:59:07.429	8 -	1:01.490	+ 15.385	14:05:18.919
2 -	46.105		13:59:53.534	9 -	47.199	+ 1.094	14:06:06.118
3 -	55.444	+ 9.339	14:00:48.978	10 -	59.474	+ 13.369	14:07:05.592
4 -	1:01.747	+ 15.642	14:01:50.725	11 -	57.229	+ 11.124	14:08:02.821
5 -	46.714	+ 0.609	14:02:37.439	12 -	54.035	+ 7.930	14:08:56.856
6 -	53.169	+ 7.064	14:03:30.608	13 -	47.067	+ 0.962	14:09:43.923
7 -	46.821	+ 0.716	14:04:17.429				

Weather / Track : Sunny / Dry

Lydden Hill
Circuit Length = 1.0000 miles
Start: 13:57 End: 14:10

SEMSEC Saloon & Sports Car Championship - Race A
RACE 3 - GRID

ROW 4	53.243 41 Kieron LEHANE	54.079 48 Christopher GOULD
ROW 3	48.481 27 Stuart GIBBONS	51.069 7 Peter OSBORNE
ROW 2	48.172 13 Mary GRINHAM	48.306 54 James GUEST
ROW 1	45.278 26 Bill RICHARDS	46.105 96 Nigel CRAIG
Pole		
		

Lydden Hill
 Circuit Length = 1.0000 miles

These results are provisional until the conclusion of any judicial and technical matters.

Clerk of Course :		Timekeeper :
-------------------	--	--------------

SEMSEC Saloon & Sports Car Championship - Race A

RACE 3 - CLASSIFICATION

POS	NO	CL	NAME	ENTRY	LAPS	TIME	GAP	DIFF	MPH	BEST	ON
1	26	4	Bill RICHARDS	Metro Cosworth	15	11:50.520			75.99	45.442	2
2	96	3	Nigel CRAIG	Subaru Impreza turbo 4WD	15	11:51.883	1.363	1.363	75.85	46.199	2
3	13	4	Mary GRINHAM	Rover/Maguire Mini	15	12:10.439	19.919	18.556	73.92	48.116	5
4	54	4	James GUEST	Rover Mini	15	12:19.387	28.867	8.948	73.03	48.197	3
5	27	2	Stuart GIBBONS	Ginetta G20	15	12:29.433	38.913	10.046	72.05	48.774	10
6	7	2	Peter OSBORNE	Renault Clio16v	14	12:02.130	1 lap	1 lap	69.79	50.776	3
7	41	2	Kieron LEHANE	Ford Fiesta	14	12:32.601	1 lap	30.471	66.96	52.829	2
8	48	2	Christopher GOULD	VW Golf Gti MkII	13	11:56.657	2 laps	1 lap	65.30	53.824	11

FASTEST LAP

26	4	Bill RICHARDS	Metro Cosworth	2	45.442	79.21 mph	127.49 kph
96	3	Nigel CRAIG	Subaru Impreza turbo 4WD	2	46.199	77.92 mph	125.40 kph
27	2	Stuart GIBBONS	Ginetta G20	10	48.774	73.80 mph	118.78 kph

Weather / Track : Sunny / Dry

These results are provisional until the conclusion of any judicial and technical matters.

Lydden Hill

Circuit Length = 1.0000 miles

Start: 15:11 End: 15:24

Clerk of Course :

Timekeeper :

SEMSEC Saloon & Sports Car Championship - Race A
RACE 3 - LAP CHART

Lap 1			Lap 2			Lap 3			Lap 4			Lap 5		
No	Behind	Laptime	No	Behind	Laptime	No	Behind	Laptime	No	Behind	Laptime	No	Behind	Laptime
96		49.655	96		46.199	96		47.299	96		47.486	96		46.498
26	1.097	50.752	26	0.340	45.442	26	0.014	46.973	26	0.116	47.588	26	0.285	46.667
13	2.977	52.632	13	5.061	48.283	13	6.171	48.409	13	6.871	48.186	13	8.489	48.116
54	3.783	53.438	54	6.436	48.852	54	7.334	48.197	54	8.094	48.246	54	10.425	48.829
7	7.227	56.882	7	11.974	50.946	27	14.467	48.903	27	16.229	49.248	27	19.054	49.323
41	8.648	58.303	27	12.863	50.125	7	15.451	50.776	7	19.157	51.192	7	23.732	51.073
27	8.937	58.592	41	15.278	52.829	41	21.087	53.108	41	27.287	53.686	41	33.951	53.162
48	11.086	1:00.741	48	19.568	54.681	48	26.615	54.346	48	33.361	54.232	48	41.558	54.695

Weather / Track : Sunny / Dry

Lydden Hill
 Circuit Length = 1.0000 miles
 Start: 15:11 End: 15:24

SEMSEC Saloon & Sports Car Championship - Race A

RACE 3 - LAP CHART

Lap 6			Lap 7			Lap 8			Lap 9			Lap 10		
No	Behind	Laptime	No	Behind	Laptime	No	Behind	Laptime	No	Behind	Laptime	No	Behind	Laptime
96		46.351	96		46.718	26		46.984	26		47.983	26		48.523
26	0.191	46.257	26	0.093	46.620	41	1 LAP	53.874	96	1.167	47.805	96	1.200	48.556
13	10.471	48.333	48	1 LAP	55.264	96	1.345	48.422	41	1 LAP	53.151	41	1 LAP	53.375
54	13.206	49.132	13	12.222	48.469	48	1 LAP	54.068	13	14.254	48.671	13	14.044	48.313
27	22.273	49.570	54	15.527	49.039	13	13.566	48.421	48	1 LAP	55.190	54	19.623	49.279
7	28.676	51.295	27	25.457	49.902	54	17.595	49.145	54	18.867	49.255	48	1 LAP	55.735
41	40.797	53.197	7	32.881	50.923	27	27.662	49.282	27	29.352	49.673	27	29.603	48.774
						7	36.686	50.882	7	39.799	51.096	7	42.413	51.137

Weather / Track : Sunny / Dry

Lydden Hill
 Circuit Length = 1.0000 miles
 Start: 15:11 End: 15:24

SEMSEC Saloon & Sports Car Championship - Race A


RACE 3 - LAP CHART

Lap 11			Lap 12			Lap 13			Lap 14			Lap 15		
No	Behind	Laptime	No	Behind	Laptime	No	Behind	Laptime	No	Behind	Laptime	No	Behind	Laptime
26		48.670	26		47.416	26		46.110	26		46.409	26		48.126
96	1.654	49.124	96	1.015	46.777	96	1.645	46.740	96	2.694	47.458	96	1.363	46.795
13	14.032	48.658	13	14.934	48.318	7	1 LAP	52.039	7	1 LAP	51.362	48	2 LAPS	54.440
41	1 LAP	53.651	54	21.518	48.960	13	17.349	48.525	13	19.336	48.396	7	1 LAP	51.312
54	19.974	49.021	41	1 LAP	53.917	54	24.497	49.089	54	27.172	49.084	13	19.919	48.709
27	30.179	49.246	27	31.774	49.011	41	1 LAP	53.485	41	1 LAP	53.463	54	28.867	49.821
48	1 LAP	55.034	48	1 LAP	53.824	27	34.717	49.053	27	37.378	49.070	27	38.913	49.661
7	44.958	51.215				48	1 LAP	54.407				41	1 LAP	53.400

Weather / Track : Sunny / Dry

Lydden Hill
Circuit Length = 1.0000 miles
Start: 15:11 End: 15:24

SEMSEC Saloon & Sports Car Championship - Race B
RACE 6 - GRID

ROW 4	41 Kieron LEHANE	48 Christopher GOULD
ROW 3	27 Stuart GIBBONS	7 Peter OSBORNE
ROW 2	13 Mary GRINHAM	54 James GUEST
ROW 1	26 Bill RICHARDS	96 Nigel CRAIG
Pole		
		

Lydden Hill
Circuit Length = 1.0000 miles

These results are provisional until the conclusion of any judicial and technical matters.

Clerk of Course :

Timekeeper :

SEMSEC Saloon & Sports Car Championship - Race B

RACE 6 - CLASSIFICATION

POS	NO	CL	NAME	ENTRY	LAPS	TIME	GAP	DIFF	MPH	BEST	ON
1	96	3	Nigel CRAIG	Subaru Impreza turbo 4WD	15	12:07.193			74.25	47.338	5
2	27	2	Stuart GIBBONS	Ginetta G20	15	12:29.691	22.498	22.498	72.02	48.623	10
3	7	2	Peter OSBORNE	Renault Clio16v	15	12:53.236	46.043	23.545	69.83	50.851	6
4	48	2	Christopher GOULD	VW Golf Gti MkII	14	12:46.279	1 lap	1 lap	65.77	53.698	5
NOT CLASSIFIED											
DNF	54	4	James GUEST	Rover Mini	13	11:00.707	2 laps	1 lap	70.83	47.923	2
DNF	41	2	Kieron LEHANE	Ford Fiesta	11	9:55.756	4 laps	2 laps	66.46	53.250	8
DNF	13	4	Mary GRINHAM	Rover/Maguire Mini	7	5:49.550	8 laps	4 laps	72.09	48.410	3
FASTEST LAP											
	96	3	Nigel CRAIG	Subaru Impreza turbo 4WD	5	47.338			76.04 mph	122.38 kph	
	54	4	James GUEST	Rover Mini	2	47.923			75.11 mph	120.89 kph	
	27	2	Stuart GIBBONS	Ginetta G20	10	48.623			74.03 mph	119.15 kph	

Weather / Track : Sunny / Dry

These results are provisional until the conclusion of any judicial and technical matters.

Lydden Hill

Circuit Length = 1.0000 miles

Start: 16:19 End: 16:32

Clerk of Course :		Timekeeper :
-------------------	--	--------------

SEMSEC Saloon & Sports Car Championship - Race B
RACE 6 - LAP CHART

Lap 1			Lap 2			Lap 3			Lap 4			Lap 5		
No	Behind	Laptime	No	Behind	Laptime	No	Behind	Laptime	No	Behind	Laptime	No	Behind	Laptime
96		51.788	96		47.920	96		47.734	96		47.658	96		47.338
13	1.119	52.907	13	1.956	48.757	13	2.632	48.410	13	3.457	48.483	13	6.046	49.927
27	4.207	55.995	27	5.995	49.708	27	7.813	49.552	27	9.980	49.825	27	12.603	49.961
7	5.093	56.881	7	8.288	51.115	7	11.658	51.104	7	15.271	51.271	54	17.842	48.441
41	7.103	58.891	41	12.487	53.304	54	16.430	48.272	54	16.739	47.967	7	19.072	51.139
48	8.329	1:00.117	48	14.431	54.022	41	18.116	53.363	41	24.106	53.648	41	30.763	53.995
54	15.889	1:07.677	54	15.892	47.923	48	21.083	54.386	48	27.611	54.186	48	33.971	53.698

Weather / Track : Sunny / Dry

Lydden Hill
 Circuit Length = 1.0000 miles
 Start: 16:19 End: 16:32

SEMSEC Saloon & Sports Car Championship - Race B

RACE 6 - LAP CHART

Lap 6			Lap 7			Lap 8			Lap 9			Lap 10		
No	Behind	Laptime	No	Behind	Laptime	No	Behind	Laptime	No	Behind	Laptime	No	Behind	Laptime
96		48.120	96		48.205	96		48.191	96		47.729	96		48.498
13	8.236	50.310	13	10.787	50.756	27	16.468	49.264	48	1 LAP	54.128	41	1 LAP	53.389
27	14.211	49.728	27	15.395	49.389	54	17.693	48.046	27	17.620	48.881	48	1 LAP	54.551
54	18.072	48.350	54	17.838	47.971	7	27.579	51.152	54	18.190	48.226	27	17.745	48.623
7	21.803	50.851	7	24.618	51.020	41	46.769	53.250	7	30.802	50.952	54	19.507	49.815
41	36.230	53.587	41	41.710	53.685							7	33.533	51.229
48	40.254	54.403	48	46.178	54.129									

Weather / Track : Sunny / Dry

Lydden Hill
Circuit Length = 1.0000 miles
Start: 16:19 End: 16:32

SEMSEC Saloon & Sports Car Championship - Race B
RACE 6 - LAP CHART

Lap 11			Lap 12			Lap 13			Lap 14			Lap 15		
No	Behind	Laptime	No	Behind	Laptime	No	Behind	Laptime	No	Behind	Laptime	No	Behind	Laptime
96		48.856	96		49.045	96		48.163	96		47.874	96		50.074
41	1 LAP	53.569	41	1 LAP	55.075	27	20.508	49.623	27	22.173	49.539	27	22.498	50.399
48	1 LAP	54.035	27	19.048	50.175	48	1 LAP	55.123	48	1 LAP	54.232	48	1 LAP	54.151
27	17.918	49.029	48	1 LAP	55.118	54	31.462	54.799	7	45.192	51.620	7	46.043	50.925
54	22.454	51.803	54	24.826	51.417	7	41.446	51.382						
7	35.686	51.009	7	38.227	51.586									

Weather / Track : Sunny / Dry

Lydden Hill
 Circuit Length = 1.0000 miles
 Start: 16:19 End: 16:32

John Taylor Handicap Race

QUALIFYING - RACE 9 - CLASSIFICATION

POS	NO	CL	NAME	ENTRY	TIME	ON	LAPS	GAP	DIFF	MPH
1	3		Stuart BAMPION	Caterham CRS 260	45.474	10	13			79.16
2	32		Steve GARNER	Westfield Megabusa	45.525	5	6	0.051	0.051	79.07
3	62		Paul MARTIN-JONES	Radical Clubsport	46.458	6	7	0.984	0.933	77.48
4	34		Nigel BENT	Caterham CSR 260	46.934	4	4	1.460	0.476	76.70
5	36		Ian FLETCHER	Fletcher Hornet Mk4	47.453	6	7	1.979	0.519	75.86
6	5		Bob STOCKLEY	Renault Clio Cup	47.910	5	7	2.436	0.457	75.13
7	58		Simon WING	Peugeot 205 Gti	49.103	3	12	3.629	1.193	73.31
8	49		Brian WATSON	Stuart Turner Locoblade	49.652	5	8	4.178	0.549	72.50
9	2		Darren BERRIS	Westfield V8	49.889	2	2	4.415	0.237	72.15
10	31		Jason LAPPIN	Rover Metro Gti	50.775	10	11	5.301	0.886	70.89
11	99		Neil WADE	Mini Cooper	52.628	9	11	7.154	1.853	68.40
12	76		Si FROWEN	Rover 216Gti	52.689	8	11	7.215	0.061	68.32
13	30		Paul WATERHOUSE	Peugeot 405 MI 16	54.170	2	11	8.696	1.481	66.45
14	10		Bill BROWN	Peugeot 205 Gti	54.404	4	11	8.930	0.234	66.16
15	69		Darren HOWE	VW Golf Mk2 8v	55.204	6	10	9.730	0.800	65.21
16	41		Kieron LEHANE	Ford Fiesta	1:02.325	4	4	16.851	7.121	57.76

Car No 5 needs a working transponder - Q.12.2.1

Weather / Track : Sunny / Dry

These results are provisional until the conclusion of any judicial and technical matters.

Lydden Hill

Circuit Length = 1.0000 miles

Start: 13:45 End: 13:56

Clerk of Course :

Timekeeper :

John Taylor Handicap Race

QUALIFYING - RACE 9 - LAP ANALYSIS

2	Darren BERRIS			Westfield V8			
1 -	51.636	+ 1.747	13:46:15.884	2 -	49.889	13:47:05.773	
3	Stuart BAMPTON			Caterham CRS 260			
1 -	48.599	+ 3.125	13:46:24.411	8 -	47.179	+ 1.705	13:51:49.385
2 -	46.313	+ 0.839	13:47:10.724	9 -	47.279	+ 1.805	13:52:36.664
3 -	46.260	+ 0.786	13:47:56.984	10 -	45.474		13:53:22.138
4 -	46.300	+ 0.826	13:48:43.284	11 -	45.811	+ 0.337	13:54:07.949
5 -	46.645	+ 1.171	13:49:29.929	12 -	46.363	+ 0.889	13:54:54.312
6 -	46.194	+ 0.720	13:50:16.123	13 -	46.051	+ 0.577	13:55:40.363
7 -	46.083	+ 0.609	13:51:02.206				
5	Bob STOCKLEY			Renault Clio Cup			
1 -	55.263	+ 7.353	13:46:30.656	5 -	47.910		13:49:52.791
2 -	51.824	+ 3.914	13:47:22.480	6 -	49.639	+ 1.729	13:50:42.430
3 -	50.752	+ 2.842	13:48:13.232	7 -	49.085	+ 1.175	13:51:31.515
4 -	51.649	+ 3.739	13:49:04.881				
10	Bill BROWN			Peugeot 205 Gti			
1 -	57.990	+ 3.586	13:46:24.446	7 -	55.988	+ 1.584	13:51:56.588
2 -	55.004	+ 0.600	13:47:19.450	8 -	54.784	+ 0.380	13:52:51.372
3 -	56.078	+ 1.674	13:48:15.528	9 -	54.641	+ 0.237	13:53:46.013
4 -	54.404		13:49:09.932	10 -	55.657	+ 1.253	13:54:41.670
5 -	54.909	+ 0.505	13:50:04.841	11 -	54.668	+ 0.264	13:55:36.338
6 -	55.759	+ 1.355	13:51:00.600				
30	Paul WATERHOUSE			Peugeot 405 Ml 16			
1 -	57.336	+ 3.166	13:46:20.176	7 -	54.339	+ 0.169	13:51:48.206
2 -	54.170		13:47:14.346	8 -	55.177	+ 1.007	13:52:43.383
3 -	54.356	+ 0.186	13:48:08.702	9 -	54.556	+ 0.386	13:53:37.939
4 -	54.912	+ 0.742	13:49:03.614	10 -	54.431	+ 0.261	13:54:32.370
5 -	55.557	+ 1.387	13:49:59.171	11 -	55.938	+ 1.768	13:55:28.308
6 -	54.696	+ 0.526	13:50:53.867				
31	Jason LAPPIN			Rover Metro Gti			
1 -	54.713	+ 3.938	13:46:41.889	7 -	51.235	+ 0.460	13:51:49.239
2 -	51.494	+ 0.719	13:47:33.383	8 -	52.118	+ 1.343	13:52:41.357
3 -	51.272	+ 0.497	13:48:24.655	9 -	51.108	+ 0.333	13:53:32.465
4 -	51.056	+ 0.281	13:49:15.711	10 -	50.775		13:54:23.240
5 -	50.845	+ 0.070	13:50:06.556	11 -	51.372	+ 0.597	13:55:14.612
6 -	51.448	+ 0.673	13:50:58.004				
32	Steve GARNER			Westfield Megabusa			
1 -	50.261	+ 4.736	13:46:38.554	4 -	46.511	+ 0.986	13:48:59.969
2 -	47.220	+ 1.695	13:47:25.774	5 -	45.525		13:49:45.494
3 -	47.684	+ 2.159	13:48:13.458	6 -	45.717	+ 0.192	13:50:31.211
34	Nigel BENT			Caterham CSR 260			
1 -	50.943	+ 4.009	13:46:32.913	3 -	47.674	+ 0.740	13:48:10.472
2 -	49.885	+ 2.951	13:47:22.798	4 -	46.934		13:48:57.406
36	Ian FLETCHER			Fletcher Hornet Mk4			
1 -	51.832	+ 4.379	13:46:18.463	5 -	48.798	+ 1.345	13:49:33.536
2 -	48.578	+ 1.125	13:47:07.041	6 -	47.453		13:50:20.989
3 -	48.763	+ 1.310	13:47:55.804	7 -	49.726	+ 2.273	13:51:10.715
4 -	48.934	+ 1.481	13:48:44.738				
41	Kieron LEHANE			Ford Fiesta			
1 -	1:05.437	+ 3.112	13:46:27.365	3 -	6:21.271	+ 5:18.946	13:53:52.384
2 -	1:03.748	+ 1.423	13:47:31.113	4 -	1:02.325		13:54:54.709

Car No 5 needs a working transponder - Q.12.2.1

Weather / Track : Sunny / Dry

Lydden Hill
Circuit Length = 1.0000 miles
Start: 13:45 End: 13:56

John Taylor Handicap Race
QUALIFYING - RACE 9 - LAP ANALYSIS

49	Brian WATSON			Stuart Turner Locoblade			
1 -	51.747	+ 2.095	13:46:31.547	5 -	49.652	13:49:52.110	
2 -	50.423	+ 0.771	13:47:21.970	6 -	49.754	+ 0.102	13:50:41.864
3 -	50.456	+ 0.804	13:48:12.426	7 -	50.403	+ 0.751	13:51:32.267
4 -	50.032	+ 0.380	13:49:02.458	8 -	50.231	+ 0.579	13:52:22.498
58	Simon WING			Peugeot 205 Gti			
1 -	55.119	+ 6.016	13:46:14.940	7 -	49.599	+ 0.496	13:51:14.301
2 -	49.297	+ 0.194	13:47:04.237	8 -	49.442	+ 0.339	13:52:03.743
3 -	49.103		13:47:53.340	9 -	49.466	+ 0.363	13:52:53.209
4 -	52.591	+ 3.488	13:48:45.931	10 -	49.380	+ 0.277	13:53:42.589
5 -	49.460	+ 0.357	13:49:35.391	11 -	50.371	+ 1.268	13:54:32.960
6 -	49.311	+ 0.208	13:50:24.702	12 -	52.710	+ 3.607	13:55:25.670
62	Paul MARTIN-JONES			Radical Clubsport			
1 -	53.303	+ 6.845	13:46:17.943	5 -	47.402	+ 0.944	13:49:28.993
2 -	48.628	+ 2.170	13:47:06.571	6 -	46.458		13:50:15.451
3 -	47.494	+ 1.036	13:47:54.065	7 -	49.701	+ 3.243	13:51:05.152
4 -	47.526	+ 1.068	13:48:41.591				
69	Darren HOWE			VW Golf Mk2 8v			
1 -	58.774	+ 3.570	13:46:47.166	6 -	55.204		13:51:25.719
2 -	55.759	+ 0.555	13:47:42.925	7 -	56.394	+ 1.190	13:52:22.113
3 -	55.779	+ 0.575	13:48:38.704	8 -	56.552	+ 1.348	13:53:18.665
4 -	56.113	+ 0.909	13:49:34.817	9 -	58.273	+ 3.069	13:54:16.938
5 -	55.698	+ 0.494	13:50:30.515	10 -	56.957	+ 1.753	13:55:13.895
76	Si FROWEN			Rover 216Gti			
1 -	55.448	+ 2.759	13:46:34.187	7 -	52.813	+ 0.124	13:51:53.794
2 -	54.893	+ 2.204	13:47:29.080	8 -	52.689		13:52:46.483
3 -	53.024	+ 0.335	13:48:22.104	9 -	52.800	+ 0.111	13:53:39.283
4 -	53.156	+ 0.467	13:49:15.260	10 -	53.303	+ 0.614	13:54:32.586
5 -	52.959	+ 0.270	13:50:08.219	11 -	53.607	+ 0.918	13:55:26.193
6 -	52.762	+ 0.073	13:51:00.981				
99	Neil WADE			Mini Cooper			
1 -	54.408	+ 1.780	13:46:25.477	7 -	53.176	+ 0.548	13:51:43.872
2 -	52.860	+ 0.232	13:47:18.337	8 -	52.834	+ 0.206	13:52:36.706
3 -	53.001	+ 0.373	13:48:11.338	9 -	52.628		13:53:29.334
4 -	53.544	+ 0.916	13:49:04.882	10 -	52.854	+ 0.226	13:54:22.188
5 -	52.845	+ 0.217	13:49:57.727	11 -	53.093	+ 0.465	13:55:15.281
6 -	52.969	+ 0.341	13:50:50.696				

Car No 5 needs a working transponder - Q.12.2.1

Weather / Track : Sunny / Dry

Lydden Hill
 Circuit Length = 1.0000 miles
 Start: 13:45 End: 13:56

John Taylor Handicap Race

RACE 9 - CLASSIFICATION

POS	NO	CL	NAME	ENTRY	LAPS	TIME	GAP	DIFF	MPH	BEST	ON
1	32		Steve GARNER	Westfield Megabusa	12	9:12.911			78.12	45.113	3
2	69		Darren HOWE	VW Golf Mk2 8v	12	9:15.475	2.564	2.564	77.76	54.330	10
3	58		Simon WING	Peugeot 205 Gti	12	9:20.379	7.468	4.904	77.08	48.846	8
4	10		Bill BROWN	Peugeot 205 Gti	12	9:21.595	8.684	1.216	76.92	54.817	6
5	34		Nigel BENT	Caterham CSR 260	12	9:25.896	12.985	4.301	76.33	43.977	4
6	36		Ian FLETCHER	Fletcher Hornet Mk4	12	9:32.676	19.765	6.780	75.43	46.415	9
7	99		Neil WADE	Mini Cooper	11	9:17.185	1 lap	1 lap	71.06	51.796	2
8	76		Si FROWEN	Rover 216Gti	11	9:20.870	1 lap	3.685	70.60	52.326	9
9	49		Brian WATSON	Stuart Turner Locoblade	11	9:22.367	1 lap	1.497	70.41	48.307	4
10	30		Paul WATERHOUSE	Peugeot 405 MI 16	11	9:32.619	1 lap	10.252	69.15	53.903	10

NOT CLASSIFIED

DNF	62		Paul MARTIN-JONES	Radical Clubsport	7	5:34.076	5 laps	4 laps	75.42	45.735	3
DNF	45		Richie HALL	Ginetta G27R	5	2:59.386	7 laps	2 laps	100.33	54.709	2

FASTEST LAP

	34		Nigel BENT	Caterham CSR 260	4	43.977		81.85 mph		131.73 kph	
--	----	--	------------	------------------	---	--------	--	-----------	--	------------	--

Weather / Track : Sunny / Dry

These results are provisional until the conclusion of any judicial and technical matters.

Lydden Hill

Circuit Length = 1.0000 miles

Start: 17:20 End: 17:30

Clerk of Course :		Timekeeper :	
-------------------	--	--------------	--

John Taylor Handicap Race

RACE 9 - LAP ANALYSIS

10	Bill BROWN	Peugeot 205 Gti					
1 -	1:05.816	+ 10.999	17:21:51.305	6 -	54.817	17:26:26.309	
2 -	55.134	+ 0.317	17:22:46.439	7 -	55.236	+ 0.419	17:27:21.545
3 -	54.840	+ 0.023	17:23:41.279	8 -	54.827	+ 0.010	17:28:16.372
4 -	55.302	+ 0.485	17:24:36.581	9 -	55.454	+ 0.637	17:29:11.826
5 -	54.911	+ 0.094	17:25:31.492	10 -	55.258	+ 0.441	17:30:07.084
30	Paul WATERHOUSE	Peugeot 405 MI 16					
1 -	1:20.034	+ 26.131	17:22:05.523	6 -	54.359	+ 0.456	17:26:40.811
2 -	54.845	+ 0.942	17:23:00.368	7 -	54.340	+ 0.437	17:27:35.151
3 -	55.586	+ 1.683	17:23:55.954	8 -	54.565	+ 0.662	17:28:29.716
4 -	56.030	+ 2.127	17:24:51.984	9 -	54.489	+ 0.586	17:29:24.205
5 -	54.468	+ 0.565	17:25:46.452	10 -	53.903		17:30:18.108
32	Steve GARNER	Westfield Megabusa					
1 -	52.147	+ 7.034	17:21:37.636	7 -	45.169	+ 0.056	17:26:10.647
2 -	45.659	+ 0.546	17:22:23.295	8 -	45.303	+ 0.190	17:26:55.950
3 -	45.113		17:23:08.408	9 -	45.217	+ 0.104	17:27:41.167
4 -	46.193	+ 1.080	17:23:54.601	10 -	45.537	+ 0.424	17:28:26.704
5 -	45.415	+ 0.302	17:24:40.016	11 -	45.626	+ 0.513	17:29:12.330
6 -	45.462	+ 0.349	17:25:25.478	12 -	46.070	+ 0.957	17:29:58.400
34	Nigel BENT	Caterham CSR 260					
1 -	1:15.804	+ 31.827	17:22:01.293	7 -	44.708	+ 0.731	17:26:28.185
2 -	44.798	+ 0.821	17:22:46.091	8 -	45.574	+ 1.597	17:27:13.759
3 -	44.474	+ 0.497	17:23:30.565	9 -	44.248	+ 0.271	17:27:58.007
4 -	43.977		17:24:14.542	10 -	44.355	+ 0.378	17:28:42.362
5 -	44.288	+ 0.311	17:24:58.830	11 -	44.201	+ 0.224	17:29:26.563
6 -	44.647	+ 0.670	17:25:43.477	12 -	44.822	+ 0.845	17:30:11.385
36	Ian FLETCHER	Fletcher Hornet Mk4					
1 -	51.773	+ 5.358	17:21:37.262	7 -	47.664	+ 1.249	17:26:22.954
2 -	48.083	+ 1.668	17:22:25.345	8 -	47.433	+ 1.018	17:27:10.387
3 -	46.934	+ 0.519	17:23:12.279	9 -	46.415		17:27:56.802
4 -	47.241	+ 0.826	17:23:59.520	10 -	47.018	+ 0.603	17:28:43.820
5 -	48.519	+ 2.104	17:24:48.039	11 -	47.016	+ 0.601	17:29:30.836
6 -	47.251	+ 0.836	17:25:35.290	12 -	47.329	+ 0.914	17:30:18.165
45	Richie HALL	Ginetta G27R					
1 -	1:05.062	+ 10.353	17:21:50.551	3 -	59.615	+ 4.906	17:23:44.875
2 -	54.709		17:22:45.260				
49	Brian WATSON	Stuart Turner Locoblade					
1 -	1:13.677	+ 25.370	17:21:59.166	7 -	49.050	+ 0.743	17:26:51.943
2 -	49.050	+ 0.743	17:22:48.216	8 -	49.084	+ 0.777	17:27:41.027
3 -	48.855	+ 0.548	17:23:37.071	9 -	49.012	+ 0.705	17:28:30.039
4 -	48.307		17:24:25.378	10 -	49.118	+ 0.811	17:29:19.157
5 -	48.388	+ 0.081	17:25:13.766	11 -	48.699	+ 0.392	17:30:07.856
6 -	49.127	+ 0.820	17:26:02.893				
58	Simon WING	Peugeot 205 Gti					
1 -	1:07.685	+ 18.839	17:21:53.174	7 -	49.134	+ 0.288	17:26:48.295
2 -	49.657	+ 0.811	17:22:42.831	8 -	48.846		17:27:37.141
3 -	49.292	+ 0.446	17:23:32.123	9 -	49.159	+ 0.313	17:28:26.300
4 -	48.865	+ 0.019	17:24:20.988	10 -	49.816	+ 0.970	17:29:16.116
5 -	49.080	+ 0.234	17:25:10.068	11 -	49.752	+ 0.906	17:30:05.868
6 -	49.093	+ 0.247	17:25:59.161				
62	Paul MARTIN-JONES	Radical Clubsport					
1 -	52.538	+ 6.803	17:21:38.027	5 -	46.347	+ 0.612	17:24:44.991
2 -	46.821	+ 1.086	17:22:24.848	6 -	46.688	+ 0.953	17:25:31.679

Weather / Track : Sunny / Dry

Lydden Hill
Circuit Length = 1.0000 miles
Start: 17:20 End: 17:30

John Taylor Handicap Race
RACE 9 - LAP ANALYSIS

3 -	45.735		17:23:10.583	7 -	47.886	+ 2.151	17:26:19.565
4 -	48.061	+ 2.326	17:23:58.644				
69	Darren HOWE		VW Golf Mk2 8v				
1 -	1:02.732	+ 8.402	17:21:48.221	6 -	54.515	+ 0.185	17:26:22.652
2 -	55.449	+ 1.119	17:22:43.670	7 -	54.532	+ 0.202	17:27:17.184
3 -	54.922	+ 0.592	17:23:38.592	8 -	54.623	+ 0.293	17:28:11.807
4 -	54.768	+ 0.438	17:24:33.360	9 -	54.827	+ 0.497	17:29:06.634
5 -	54.777	+ 0.447	17:25:28.137	10 -	54.330		17:30:00.964
76	Si FROWEN		Rover 216Gti				
1 -	1:26.554	+ 34.228	17:22:12.043	6 -	52.588	+ 0.262	17:26:36.173
2 -	52.702	+ 0.376	17:23:04.745	7 -	52.500	+ 0.174	17:27:28.673
3 -	52.674	+ 0.348	17:23:57.419	8 -	52.547	+ 0.221	17:28:21.220
4 -	53.822	+ 1.496	17:24:51.241	9 -	52.326		17:29:13.546
5 -	52.344	+ 0.018	17:25:43.585	10 -	52.813	+ 0.487	17:30:06.359
99	Neil WADE		Mini Cooper				
1 -	1:24.848	+ 33.052	17:22:10.337	6 -	52.598	+ 0.802	17:26:32.608
2 -	51.796		17:23:02.133	7 -	52.497	+ 0.701	17:27:25.105
3 -	52.772	+ 0.976	17:23:54.905	8 -	52.379	+ 0.583	17:28:17.484
4 -	52.223	+ 0.427	17:24:47.128	9 -	52.462	+ 0.666	17:29:09.946
5 -	52.882	+ 1.086	17:25:40.010	10 -	52.728	+ 0.932	17:30:02.674

Weather / Track : Sunny / Dry

Lydden Hill
 Circuit Length = 1.0000 miles
 Start: 17:20 End: 17:30