



SEMSEC

Championship Race Meeting Lydden Hill Circuit

24th October 2009

Results Provided by Timing Solutions Ltd
www.tsl-timing.com

SEMSEC Sports Racing & Kit Car Championship

QUALIFYING - RACE 1 - CLASSIFICATION

POS	NO	CL	NAME	ENTRY	TIME	ON	LAPS	GAP	DIFF	MPH
1	60	9	Mike FIELD	Stohr DSR	48.661	11	13			73.97
2	20	9	Mark BURTON	Jade Trackstar	50.369	7	7	1.708	1.708	71.47
3	69	6	Merrick LINNETT	Caterham R500	50.453	8	14	1.792	0.084	71.35
4	58	8	Charles HARVEY-KELLY	Radical SR4	51.435	11	13	2.774	0.982	69.98
5	47	6	Kevin HOWELL	Caterham R500	52.098	11	13	3.437	0.663	69.09
6	50	6	Nick COLE	Caterham Roadsport	53.084	12	12	4.423	0.986	67.81
7	34	7	Nigel BENT	Caterham CSR 260	53.488	11	13	4.827	0.404	67.30
8	31	6	Paul GIBB	Caterham HPC	53.759	12	13	5.098	0.271	66.96
9	1	6	Julian SAGE	Caterham Seven	54.466	9	13	5.805	0.707	66.09
10	8	6	Ian CONIBEAR	Caterham SLR	54.858	13	13	6.197	0.392	65.62
11	45	5	Andy BOURN	Caterham Roadsport	55.836	12	12	7.175	0.978	64.47
12	88	9	Kevin COOKE	Lola T492	56.141	10	11	7.480	0.305	64.12
13	7	6	Jerry PIKE	Caterham SLR	56.661	12	12	8.000	0.520	63.53
14	2	6	Bill HAILSTONE	Caterham C400	56.877	7	11	8.216	0.216	63.29
15	9	6	Bruce WILSON	Caterham CSR Superlight	57.199	8	11	8.538	0.322	62.93
16	63	6	Paul CALLER	Caterham R400	58.020	7	11	9.359	0.821	62.04
17	3	5	Graham EWINGS	Caterham Roadsport A	59.168	7	11	10.507	1.148	60.84
18	72	5	Scott MAKIN	Sylva Riot	1:04.327	2	2	15.666	5.159	55.96

Weather / Track : Cloudy / Wet

These results are provisional until the conclusion of any judicial and technical matters.

Lydden Hill
 Circuit Length = 1.0000 miles
 Start: 12:47 End: 13:10

Clerk of Course :		Timekeeper :
-------------------	--	--------------

SEMSEC Sports Racing & Kit Car Championship

QUALIFYING - RACE 1 - LAP ANALYSIS

1	Julian SAGE		6 Caterham Seven				
1 -	1:04.784	+ 10.318	12:48:54.407	8 -	55.079	+ 0.613	13:05:14.006
2 -	57.876	+ 3.410	12:49:52.283	9 -	54.466		13:06:08.472
3 -	57.956	+ 3.490	12:50:50.239	10 -	55.045	+ 0.579	13:07:03.517
4 -	10:31.616	+ 9:37.150	13:01:21.855	11 -	54.643	+ 0.177	13:07:58.160
5 -	1:04.386	+ 9.920	13:02:26.241	12 -	54.576	+ 0.110	13:08:52.736
6 -	57.358	+ 2.892	13:03:23.599	13 -	54.763	+ 0.297	13:09:47.499
7 -	55.328	+ 0.862	13:04:18.927				
2	Bill HAILSTONE		6 Caterham C400				
1 -	1:05.068	+ 8.191	12:48:56.678	7 -	56.877		13:05:34.946
2 -	1:01.080	+ 4.203	12:49:57.758	8 -	58.603	+ 1.726	13:06:33.549
3 -	11:42.582	+ 10:45.705	13:01:40.340	9 -	58.828	+ 1.951	13:07:32.377
4 -	1:00.409	+ 3.532	13:02:40.749	10 -	58.617	+ 1.740	13:08:30.994
5 -	58.768	+ 1.891	13:03:39.517	11 -	58.355	+ 1.478	13:09:29.349
6 -	58.552	+ 1.675	13:04:38.069				
3	Graham EWINGS		5 Caterham Roadsport A				
1 -	1:06.586	+ 7.418	12:48:53.291	7 -	59.168		13:05:31.408
2 -	1:03.026	+ 3.858	12:49:56.317	8 -	1:00.877	+ 1.709	13:06:32.285
3 -	11:30.692	+ 10:31.524	13:01:27.009	9 -	59.843	+ 0.675	13:07:32.128
4 -	1:04.547	+ 5.379	13:02:31.556	10 -	1:01.800	+ 2.632	13:08:33.928
5 -	1:00.959	+ 1.791	13:03:32.515	11 -	1:00.472	+ 1.304	13:09:34.400
6 -	59.725	+ 0.557	13:04:32.240				
7	Jerry PIKE		6 Caterham SLR				
1 -	1:06.541	+ 9.880	12:48:54.091	7 -	57.917	+ 1.256	13:05:23.222
2 -	1:01.748	+ 5.087	12:49:55.839	8 -	57.613	+ 0.952	13:06:20.835
3 -	11:28.762	+ 10:32.101	13:01:24.601	9 -	58.629	+ 1.968	13:07:19.464
4 -	1:02.387	+ 5.726	13:02:26.988	10 -	56.985	+ 0.324	13:08:16.449
5 -	59.695	+ 3.034	13:03:26.683	11 -	58.208	+ 1.547	13:09:14.657
6 -	58.622	+ 1.961	13:04:25.305	12 -	56.661		13:10:11.318
8	Ian CONIBEAR		6 Caterham SLR				
1 -	1:02.244	+ 7.386	12:48:46.724	8 -	1:02.216	+ 7.358	13:05:20.757
2 -	57.528	+ 2.670	12:49:44.252	9 -	55.319	+ 0.461	13:06:16.076
3 -	1:02.509	+ 7.651	12:50:46.761	10 -	55.117	+ 0.259	13:07:11.193
4 -	10:34.393	+ 9:39.535	13:01:21.154	11 -	57.072	+ 2.214	13:08:08.265
5 -	1:02.760	+ 7.902	13:02:23.914	12 -	59.079	+ 4.221	13:09:07.344
6 -	58.823	+ 3.965	13:03:22.737	13 -	54.858		13:10:02.202
7 -	55.804	+ 0.946	13:04:18.541				
9	Bruce WILSON		6 Caterham CSR Superlight				
1 -	1:04.194	+ 6.995	12:49:03.667	7 -	57.895	+ 0.696	13:05:39.856
2 -	1:08.220	+ 11.021	12:50:11.887	8 -	57.199		13:06:37.055
3 -	11:08.450	+ 10:11.251	13:01:20.337	9 -	57.334	+ 0.135	13:07:34.389
4 -	1:24.701	+ 27.502	13:02:45.038	10 -	57.933	+ 0.734	13:08:32.322
5 -	58.809	+ 1.610	13:03:43.847	11 -	57.417	+ 0.218	13:09:29.739
6 -	58.114	+ 0.915	13:04:41.961				
20	Mark BURTON		9 Jade Trackstar				
1 -	59.026	+ 8.657	12:50:48.138	5 -	51.512	+ 1.143	13:04:06.747
2 -	10:34.303	+ 9:43.934	13:01:22.441	6 -	50.559	+ 0.190	13:04:57.306
3 -	1:00.150	+ 9.781	13:02:22.591	7 -	50.369		13:05:47.675
4 -	52.644	+ 2.275	13:03:15.235				
31	Paul GIBB		6 Caterham HPC				
1 -	1:02.540	+ 8.781	12:48:45.254	8 -	56.248	+ 2.489	13:05:02.611
2 -	57.136	+ 3.377	12:49:42.390	9 -	56.222	+ 2.463	13:05:58.833
3 -	55.567	+ 1.808	12:50:37.957	10 -	55.598	+ 1.839	13:06:54.431
4 -	10:37.175	+ 9:43.416	13:01:15.132	11 -	54.000	+ 0.241	13:07:48.431
5 -	57.755	+ 3.996	13:02:12.887	12 -	53.759		13:08:42.190
6 -	57.832	+ 4.073	13:03:10.719	13 -	53.875	+ 0.116	13:09:36.065

Lydden Hill
Circuit Length = 1.0000 miles
Start: 12:47 End: 13:10

Weather / Track : Cloudy / Wet

SEMSEC Sports Racing & Kit Car Championship

QUALIFYING - RACE 1 - LAP ANALYSIS

7 -	55.644	+ 1.885	13:04:06.363			
34	Nigel BENT		7	Caterham CSR 260		
1 -	1:02.686	+ 9.198	12:48:46.150	8 -	54.758	+ 1.270 13:04:58.674
2 -	57.740	+ 4.252	12:49:43.890	9 -	54.449	+ 0.961 13:05:53.123
3 -	55.558	+ 2.070	12:50:39.448	10 -	54.795	+ 1.307 13:06:47.918
4 -	10:38.805	+ 9:45.317	13:01:18.253	11 -	53.488	13:07:41.406
5 -	55.738	+ 2.250	13:02:13.991	12 -	54.203	+ 0.715 13:08:35.609
6 -	55.835	+ 2.347	13:03:09.826	13 -	55.147	+ 1.659 13:09:30.756
7 -	54.090	+ 0.602	13:04:03.916			
45	Andy BOURN		5	Caterham Roadsport		
1 -	1:06.611	+ 10.775	12:48:52.969	7 -	58.839	+ 3.003 13:05:25.099
2 -	1:02.556	+ 6.720	12:49:55.525	8 -	57.496	+ 1.660 13:06:22.595
3 -	11:30.207	+ 10:34.371	13:01:25.732	9 -	57.968	+ 2.132 13:07:20.563
4 -	1:03.659	+ 7.823	13:02:29.391	10 -	56.612	+ 0.776 13:08:17.175
5 -	58.663	+ 2.827	13:03:28.054	11 -	56.225	+ 0.389 13:09:13.400
6 -	58.206	+ 2.370	13:04:26.260	12 -	55.836	13:10:09.236
47	Kevin HOWELL		6	Caterham R500		
1 -	1:00.558	+ 8.460	12:48:48.571	8 -	53.555	+ 1.457 13:04:53.987
2 -	56.676	+ 4.578	12:49:45.247	9 -	53.765	+ 1.667 13:05:47.752
3 -	57.414	+ 5.316	12:50:42.661	10 -	53.544	+ 1.446 13:06:41.296
4 -	10:33.105	+ 9:41.007	13:01:15.766	11 -	52.098	13:07:33.394
5 -	57.461	+ 5.363	13:02:13.227	12 -	53.180	+ 1.082 13:08:26.574
6 -	53.560	+ 1.462	13:03:06.787	13 -	55.117	+ 3.019 13:09:21.691
7 -	53.645	+ 1.547	13:04:00.432			
50	Nick COLE		6	Caterham Roadsport		
1 -	1:07.094	+ 14.010	12:48:59.591	7 -	55.922	+ 2.838 13:05:22.496
2 -	1:03.379	+ 10.295	12:50:02.970	8 -	54.496	+ 1.412 13:06:16.992
3 -	11:25.136	+ 10:32.052	13:01:28.106	9 -	54.729	+ 1.645 13:07:11.721
4 -	1:04.126	+ 11.042	13:02:32.232	10 -	55.023	+ 1.939 13:08:06.744
5 -	58.481	+ 5.397	13:03:30.713	11 -	54.890	+ 1.806 13:09:01.634
6 -	55.861	+ 2.777	13:04:26.574	12 -	53.084	13:09:54.718
58	Charles HARVEY-KELLY		8	Radical SR4		
1 -	1:04.386	+ 12.951	12:48:55.018	8 -	53.958	+ 2.523 13:05:04.129
2 -	57.624	+ 6.189	12:49:52.642	9 -	53.601	+ 2.166 13:05:57.730
3 -	55.538	+ 4.103	12:50:48.180	10 -	52.802	+ 1.367 13:06:50.532
4 -	10:31.653	+ 9:40.218	13:01:19.833	11 -	51.435	13:07:41.967
5 -	1:03.942	+ 12.507	13:02:23.775	12 -	52.984	+ 1.549 13:08:34.951
6 -	53.660	+ 2.225	13:03:17.435	13 -	53.656	+ 2.221 13:09:28.607
7 -	52.736	+ 1.301	13:04:10.171			
60	Mike FIELD		9	Stohr DSR		
1 -	59.573	+ 10.912	12:48:59.773	8 -	1:00.981	+ 12.320 13:05:08.568
2 -	58.640	+ 9.979	12:49:58.413	9 -	49.822	+ 1.161 13:05:58.390
3 -	55.168	+ 6.507	12:50:53.581	10 -	50.710	+ 2.049 13:06:49.100
4 -	10:29.692	+ 9:41.031	13:01:23.273	11 -	48.661	13:07:37.761
5 -	1:00.987	+ 12.326	13:02:24.260	12 -	51.580	+ 2.919 13:08:29.341
6 -	51.692	+ 3.031	13:03:15.952	13 -	51.147	+ 2.486 13:09:20.488
7 -	51.635	+ 2.974	13:04:07.587			
63	Paul CALLER		6	Caterham R400		
1 -	1:07.869	+ 9.849	12:48:56.036	7 -	58.020	13:05:27.970
2 -	1:01.343	+ 3.323	12:49:57.379	8 -	58.563	+ 0.543 13:06:26.533
3 -	11:29.347	+ 10:31.327	13:01:26.726	9 -	58.166	+ 0.146 13:07:24.699
4 -	1:03.998	+ 5.978	13:02:30.724	10 -	58.849	+ 0.829 13:08:23.548
5 -	59.656	+ 1.636	13:03:30.380	11 -	1:01.635	+ 3.615 13:09:25.183
6 -	59.570	+ 1.550	13:04:29.950			
69	Merrick LINNETT		6	Caterham R500		
1 -	55.276	+ 4.823	12:48:35.227	8 -	50.453	13:04:43.639

Lydden Hill
Circuit Length = 1.0000 miles
Start: 12:47 End: 13:10


Weather / Track : Cloudy / Wet

SEMSEC Sports Racing & Kit Car Championship
QUALIFYING - RACE 1 - LAP ANALYSIS

2 -	52.053	+ 1.600	12:49:27.280	9 -	51.242	+ 0.789	13:05:34.881
3 -	51.117	+ 0.664	12:50:18.397	10 -	51.863	+ 1.410	13:06:26.744
4 -	10:57.887	+ 10:07.434	13:01:16.284	11 -	51.278	+ 0.825	13:07:18.022
5 -	54.908	+ 4.455	13:02:11.192	12 -	50.611	+ 0.158	13:08:08.633
6 -	51.231	+ 0.778	13:03:02.423	13 -	51.243	+ 0.790	13:08:59.876
7 -	50.763	+ 0.310	13:03:53.186	14 -	50.764	+ 0.311	13:09:50.640
72	Scott MAKIN			5	Sylva Riot		
1 -	1:07.703	+ 3.376	12:49:09.095	2 -	1:04.327		12:50:13.422
88	Kevin COOKE			9	Lola T492		
1 -	1:09.953	+ 13.812	12:48:59.120	7 -	58.806	+ 2.665	13:05:32.038
2 -	1:03.494	+ 7.353	12:50:02.614	8 -	58.451	+ 2.310	13:06:30.489
3 -	11:25.140	+ 10:28.999	13:01:27.754	9 -	57.347	+ 1.206	13:07:27.836
4 -	1:06.651	+ 10.510	13:02:34.405	10 -	56.141		13:08:23.977
5 -	59.126	+ 2.985	13:03:33.531	11 -	59.016	+ 2.875	13:09:22.993
6 -	59.701	+ 3.560	13:04:33.232				

SEMSEC Sports Racing & Kit Car Championship

RACE 1 - GRID

ROW 9	59.168 3 Graham EWINGS	1:04.327 72 Scott MAKIN
ROW 8	57.199 9 Bruce WILSON	58.020 63 Paul CALLER
ROW 7	56.661 7 Jerry PIKE	56.877 2 Bill HAILSTONE
ROW 6	55.836 45 Andy BOURN	56.141 88 Kevin COOKE
ROW 5	54.466 1 Julian SAGE	54.858 8 Ian CONIBEAR
ROW 4	53.488 34 Nigel BENT	53.759 31 Paul GIBB
ROW 3	52.098 47 Kevin HOWELL	53.084 50 Nick COLE
ROW 2	50.453 69 Merrick LINNETT	51.435 58 Charles HARVEY-KELLY
ROW 1	48.661 60 Mike FIELD	50.369 20 Mark BURTON
Pole		
		

Lydden Hill
Circuit Length = 1.0000 miles

These results are provisional until the conclusion of any judicial and technical matters.

Clerk of Course :		Timekeeper :
-------------------	--	--------------

SEMSEC Sports Racing & Kit Car Championship

RACE 1 - CLASSIFICATION - AMENDED

POS	NO	CL	NAME	ENTRY	LAPS	TIME	GAP	DIFF	MPH	BEST	ON
1	60	9	Mike FIELD	Stohr DSR	15	12:35.600			71.46	48.477	14
2	58	8	Charles HARVEY-KELLY	Radical SR4	15	12:56.363	20.763	20.763	69.55	50.733	10
3	69	6	Merrick LINNETT	Caterham R500	15	12:57.949	22.349	1.586	69.41	50.604	7
4	20	9	Mark BURTON	Jade Trackstar	15	13:02.971	27.371	5.022	68.96	48.869	2
5	47	6	Kevin HOWELL	Caterham R500	15	13:12.377	36.777	9.406	68.14	51.392	6
6	1	6	Julian SAGE	Caterham Seven	14	12:42.298	1 lap	1 lap	66.11	53.097	9
7	88	9	Kevin COOKE	Lola T492	14	12:47.762	1 lap	5.464	65.64	53.411	9
8	7	6	Jerry PIKE	Caterham SLR	14	12:54.732	1 lap	6.970	65.05	53.671	11
9	34	7	Nigel BENT	Caterham CSR 260	14	12:54.906	1 lap	0.174	65.03	53.570	10
10	31	6	Paul GIBB	Caterham HPC	14	12:57.753	1 lap	2.847	64.80	53.439	7
11	8	7	Ian CONIBEAR	Caterham SLR	14	13:01.711	1 lap	3.958	64.47	54.171	6
12	45	5	Andy BOURN	Caterham Roadsport	14	13:31.711	1 lap	30.000	62.08	56.363	5
13	9	6	Bruce WILSON	Caterham CSR Superlight	13	12:36.957	2 laps	1 lap	61.82	56.777	9
14	63	6	Paul CALLER	Caterham R400	13	12:46.225	2 laps	9.268	61.07	57.222	8
15	2	6	Bill HAILSTONE	Caterham C400	13	13:02.460	2 laps	16.235	59.80	57.453	3
16	3	5	Graham EWINGS	Caterham Roadsport A	12	12:39.932	3 laps	1 lap	56.84	1:00.613	3

NOT CLASSIFIED

DNF	50	6	Nick COLE	Caterham Roadsport	2	1:59.551	13 laps	10 laps	60.22	55.480	2
DNF	72	5	Scott MAKIN	Sylva Riot	0						

FASTEST LAP

60	9	Mike FIELD	Stohr DSR	14	48.477	74.25 mph	119.50 kph
69	6	Merrick LINNETT	Caterham R500	7	50.604	71.13 mph	114.48 kph
58	8	Charles HARVEY-KELLY	Radical SR4	10	50.733	70.95 mph	114.19 kph
34	7	Nigel BENT	Caterham CSR 260	10	53.570	67.19 mph	108.14 kph
45	5	Andy BOURN	Caterham Roadsport	5	56.363	63.86 mph	102.78 kph

Weather / Track : Cloudy / Wet

These results are provisional until the conclusion of any judicial and technical matters.

Lydden Hill
Circuit Length = 1.0000 miles
Start: 14:18 End: 14:32

Clerk of Course :

Timekeeper :

SEMSEC Sports Racing & Kit Car Championship

RACE 1 - LAP CHART

Lap 1			Lap 2			Lap 3			Lap 4			Lap 5		
No	Behind	Laptime	No	Behind	Laptime	No	Behind	Laptime	No	Behind	Laptime	No	Behind	Laptime
20		53.487	20		48.869	20		48.948	20		50.181	20		50.968
58	2.835	56.322	58	4.722	50.756	58	6.949	51.175	58	7.781	51.013	3	1 LAP	1:01.190
69	3.493	56.980	69	6.249	51.625	69	8.340	51.039	69	9.300	51.141	58	7.935	51.122
47	7.728	1:01.215	60	9.359	49.924	60	9.594	49.183	60	9.574	50.161	60	8.143	49.537
1	8.065	1:01.552	47	10.282	51.423	47	13.158	51.824	47	15.193	52.216	69	10.027	51.695
60	8.304	1:01.791	1	14.132	54.936	1	18.950	53.766	1	22.559	53.790	47	16.446	52.221
88	9.402	1:02.889	88	15.048	54.515	88	19.973	53.873	88	23.567	53.775	1	25.465	53.874
31	9.692	1:03.179	31	16.036	55.213	31	21.456	54.368	31	25.536	54.261	88	26.685	54.086
7	10.269	1:03.756	50	17.195	55.480	7	23.823	55.445	7	28.649	55.007	31	28.323	53.755
50	10.584	1:04.071	7	17.326	55.926	8	25.188	54.976	34	30.221	54.238	7	32.838	55.157
8	11.205	1:04.692	8	19.160	56.824	34	26.164	54.488	8	31.279	56.272	34	33.407	54.154
34	11.560	1:05.047	34	20.624	57.933	2	29.914	57.453	45	38.029	56.903	8	35.472	55.161
2	12.282	1:05.769	2	21.409	57.996	45	31.307	57.554	9	38.920	57.457	45	43.424	56.363
45	13.295	1:06.782	45	22.701	58.275	9	31.644	56.793	2	39.346	59.613	9	45.314	57.362
9	13.492	1:06.979	63	23.794	58.816	63	33.340	58.494	63	41.127	57.968	2	46.591	58.213
63	13.847	1:07.334	9	23.799	59.176	3	47.201	1:00.613				63	47.701	57.542
3	23.530	1:17.017	3	35.536	1:00.875									

SEMSEC Sports Racing & Kit Car Championship
RACE 1 - LAP CHART


Lap 6			Lap 7			Lap 8			Lap 9			Lap 10		
No	Behind	Laptime	No	Behind	Laptime	No	Behind	Laptime	No	Behind	Laptime	No	Behind	Laptime
20		51.140	20		53.597	20		52.507	20		50.388	60		50.575
58	7.901	51.106	2	1 LAP	59.049	60	0.937	49.308	60	0.472	49.923	20	2.161	53.208
60	8.104	51.101	63	1 LAP	59.165	9	1 LAP	57.836	45	1 LAP	57.815	58	7.336	50.733
69	10.109	51.222	60	4.136	49.629	58	5.754	52.277	58	7.650	52.284	69	8.108	51.055
47	16.698	51.392	58	5.984	51.680	69	7.548	52.939	69	8.100	50.940	45	1 LAP	58.634
3	1 LAP	1:02.105	69	7.116	50.604	63	1 LAP	58.846	9	1 LAP	57.689	9	1 LAP	56.777
1	27.984	53.659	47	15.144	52.043	2	1 LAP	1:00.672	63	1 LAP	57.222	47	17.791	52.388
88	29.403	53.858	3	1 LAP	1:01.147	47	14.622	51.985	47	16.450	52.216	63	1 LAP	57.800
31	31.136	53.953	1	27.990	53.603	1	29.332	53.849	2	1 LAP	59.252	2	1 LAP	1:00.830
7	36.135	54.437	88	29.613	53.807	88	31.468	54.362	1	32.041	53.097	1	34.542	53.548
34	36.866	54.599	31	30.978	53.439	31	34.627	56.156	88	34.491	53.411	88	37.229	53.785
8	38.503	54.171	7	36.978	54.440	3	1 LAP	1:05.197	31	38.273	54.034	31	40.681	53.455
45	49.089	56.805	34	37.743	54.474	7	38.541	54.070	7	41.921	53.768	7	44.754	53.880
9	51.274	57.100	8	39.473	54.567	34	39.471	54.235	34	43.341	54.258	34	45.864	53.570
			45	52.138	56.646	8	41.961	54.995	8	46.022	54.449			
									3	1 LAP	1:02.941			

SEMSEC Sports Racing & Kit Car Championship

RACE 1 - LAP CHART

Lap 11			Lap 12			Lap 13			Lap 14			Lap 15		
No	Behind	Laptime	No	Behind	Laptime	No	Behind	Laptime	No	Behind	Laptime	No	Behind	Laptime
60		48.717	60		48.837	60		48.997	60		48.477	60		49.440
8	1 LAP	54.725	7	1 LAP	53.671	88	1 LAP	55.650	63	2 LAPS	58.633	9	2 LAPS	57.943
20	6.825	53.381	34	1 LAP	53.948	2	2 LAPS	1:00.391	1	1 LAP	53.738	3	3 LAPS	1:03.338
58	10.461	51.842	8	1 LAP	54.593	31	1 LAP	55.381	88	1 LAP	54.200	1	1 LAP	53.754
69	11.081	51.690	20	10.929	52.941	7	1 LAP	54.638	31	1 LAP	54.024	63	2 LAPS	58.644
3	2 LAPS	1:02.825	58	12.838	51.214	34	1 LAP	53.842	7	1 LAP	54.886	88	1 LAP	54.499
47	21.652	52.578	69	13.286	51.042	8	1 LAP	55.100	34	1 LAP	54.874	7	1 LAP	55.651
45	1 LAP	57.030	47	24.905	52.090	20	14.783	52.851	2	2 LAPS	1:00.515	34	1 LAP	55.246
9	1 LAP	57.861	3	2 LAPS	1:01.141	58	15.510	51.669	58	18.400	51.367	58	20.763	51.803
63	1 LAP	57.789	45	1 LAP	56.725	69	16.013	51.724	8	1 LAP	55.121	31	1 LAP	1:02.503
1	40.442	54.617	9	1 LAP	57.119	47	28.411	52.503	69	19.765	52.229	69	22.349	52.024
2	1 LAP	1:01.957	63	1 LAP	57.972	3	2 LAPS	1:01.543	20	21.448	55.142	8	1 LAP	56.065
88	43.564	55.052	1	46.120	54.515	45	1 LAP	57.449	47	32.932	52.998	2	2 LAPS	1:00.750
31	45.996	54.032				9	1 LAP	56.865	45	1 LAP	56.912	20	27.371	55.363
												47	36.777	53.285
												45	1 LAP	57.818

SEMSEC Sports Racing & Kit Car Championship
RACE 4 - GRID

ROW 9	50	Nick COLE				
ROW 8		2	Bill HAILSTONE		3	Graham EWINGS
ROW 7	9	Bruce WILSON		63	Paul CALLER	
ROW 6		8	Ian CONIBEAR		45	Andy BOURN
ROW 5	34	Nigel BENT		31	Paul GIBB	
ROW 4		88	Kevin COOKE		7	Jerry PIKE
ROW 3	47	Kevin HOWELL		1	Julian SAGE	
ROW 2		69	Merrick LINNETT		20	Mark BURTON
ROW 1	60	Mike FIELD		58	Charles HARVEY-KELLY	
Pole						
						

Lydden Hill
Circuit Length = 1.0000 miles

These results are provisional until the conclusion of any judicial and technical matters.

Clerk of Course :		Timekeeper :
-------------------	--	--------------

SEMSEC Sports Racing & Kit Car Championship

RACE 4 - CLASSIFICATION

POS	NO	CL	NAME	ENTRY	LAPS	TIME	GAP	DIFF	MPH	BEST	ON
1	60	9	Mike FIELD	Stohr DSR	15	12:44.608			70.62	49.158	7
2	58	8	Charles HARVEY-KELLY	Radical SR4	15	12:56.167	11.559	11.559	69.57	50.705	14
3	69	6	Merrick LINNETT	Caterham R500	15	12:57.095	12.487	0.928	69.48	50.702	10
4	47	6	Kevin HOWELL	Caterham R500	15	13:18.371	33.763	21.276	67.63	51.622	9
5	1	6	Julian SAGE	Caterham Seven	15	13:29.993	45.385	11.622	66.66	52.098	9
6	34	7	Nigel BENT	Caterham CSR 260	15	13:34.325	49.717	4.332	66.31	53.070	6
7	31	6	Paul GIBB	Caterham HPC	14	12:51.783	1 lap	1 lap	65.30	53.246	8
8	7	6	Jerry PIKE	Caterham SLR	14	12:52.510	1 lap	0.727	65.24	53.763	14
9	50	6	Nick COLE	Caterham Roadsport	14	12:57.749	1 lap	5.239	64.80	53.502	7
10	88	9	Kevin COOKE	Lola T492	14	13:05.280	1 lap	7.531	64.17	53.917	14
11	8	7	Ian CONIBEAR	Caterham SLR	14	13:23.925	1 lap	18.645	62.69	55.027	8
12	45	5	Andy BOURN	Caterham Roadsport	14	13:33.806	1 lap	9.881	61.92	56.941	10
13	9	6	Bruce WILSON	Caterham CSR Superlight	14	13:38.038	1 lap	4.232	61.60	57.309	12
14	2	6	Bill HAILSTONE	Caterham C400	14	13:40.063	1 lap	2.025	61.45	57.285	14
15	63	6	Paul CALLER	Caterham R400	13	12:48.497	2 laps	1 lap	60.89	57.647	7
16	3	5	Graham EWINGS	Caterham Roadsport A	13	13:41.535	2 laps	53.038	56.96	1:00.033	2

FASTEST LAP

60	9	Mike FIELD	Stohr DSR	7	49.158	73.23 mph	117.85 kph
69	6	Merrick LINNETT	Caterham R500	10	50.702	71.00 mph	114.26 kph
58	8	Charles HARVEY-KELLY	Radical SR4	14	50.705	70.99 mph	114.25 kph
34	7	Nigel BENT	Caterham CSR 260	6	53.070	67.83 mph	109.16 kph
45	5	Andy BOURN	Caterham Roadsport	10	56.941	63.22 mph	101.74 kph

Weather / Track : Cloudy / Wet

These results are provisional until the conclusion of any judicial and technical matters.

Lydden Hill
Circuit Length = 1.0000 miles
Start: 15:29 End: 15:44

Clerk of Course :

Timekeeper :

SEMSEC Sports Racing & Kit Car Championship

RACE 4 - LAP CHART

Lap 1			Lap 2			Lap 3			Lap 4			Lap 5		
No	Behind	Laptime	No	Behind	Laptime	No	Behind	Laptime	No	Behind	Laptime	No	Behind	Laptime
58		56.778	58		52.090	58		51.365	58		51.695	58		51.276
69	0.493	57.271	69	0.424	52.021	69	0.599	51.540	69	0.606	51.702	60	0.449	50.737
47	1.708	58.486	60	2.572	50.581	60	1.222	50.015	60	0.988	51.461	69	1.219	51.889
1	3.046	59.824	47	3.199	53.581	47	5.312	53.478	47	6.800	53.183	47	8.626	53.102
60	4.081	1:00.859	1	4.961	54.005	1	6.583	52.987	1	7.869	52.981	1	9.278	52.685
34	4.667	1:01.445	34	7.272	54.695	34	9.666	53.759	34	11.725	53.754	34	14.013	53.564
7	5.487	1:02.265	7	8.673	55.276	7	11.932	54.624	7	14.566	54.329	7	17.719	54.429
88	7.448	1:04.226	88	10.873	55.515	88	15.488	55.980	31	19.962	54.945	31	22.784	54.098
31	7.706	1:04.484	31	12.292	56.676	31	16.712	55.785	88	20.666	56.873	88	24.860	55.470
45	9.100	1:05.878	45	14.825	57.815	50	20.074	56.176	50	23.213	54.834	50	26.099	54.162
9	9.407	1:06.185	50	15.263	57.745	45	21.054	57.594	45	26.580	57.221	45	32.619	57.315
50	9.608	1:06.386	9	15.755	58.438	9	22.060	57.670	9	27.900	57.535	8	33.561	56.184
63	10.814	1:07.592	63	17.674	58.950	63	24.122	57.813	8	28.653	56.073	9	34.019	57.395
2	11.940	1:08.718	2	18.161	58.311	8	24.275	56.991	63	30.631	58.204	63	37.453	58.098
8	12.698	1:09.476	8	18.649	58.041	2	24.925	58.129	2	31.484	58.254	2	37.843	57.635
3	19.553	1:16.331	3	27.496	1:00.033	3	37.207	1:01.076	3	47.292	1:01.780			

SEMSEC Sports Racing & Kit Car Championship
RACE 4 - LAP CHART

Lap 6			Lap 7			Lap 8			Lap 9			Lap 10		
No	Behind	Laptime	No	Behind	Laptime	No	Behind	Laptime	No	Behind	Laptime	No	Behind	Laptime
60		50.899	60		49.158	60		49.928	60		50.900	60		49.281
58	1.144	52.492	58	3.374	51.388	63	1 LAP	57.647	45	1 LAP	57.850	8	1 LAP	56.005
69	1.663	51.792	69	3.892	51.387	2	1 LAP	57.596	58	5.887	52.048	58	7.760	51.154
3	1 LAP	1:02.658	47	12.783	52.458	58	4.739	51.293	69	6.649	52.334	69	8.070	50.702
47	9.483	52.205	1	13.069	52.134	69	5.215	51.251	9	1 LAP	59.157	45	1 LAP	58.711
1	10.093	52.163	34	20.066	53.489	47	15.383	52.528	2	1 LAP	58.286	9	1 LAP	57.416
34	15.735	53.070	3	1 LAP	1:03.026	1	15.982	52.841	63	1 LAP	59.008	2	1 LAP	57.430
7	21.508	55.137	7	27.045	54.695	34	23.579	53.441	47	16.105	51.622	47	19.338	52.514
31	25.490	54.054	31	30.734	54.402	7	32.064	54.947	1	17.180	52.098	1	20.067	52.168
50	29.778	55.027	50	34.122	53.502	3	1 LAP	1:01.362	34	26.814	54.135	63	1 LAP	59.321
88	30.567	57.055	88	37.155	55.746	31	34.052	53.246	7	36.134	54.970	34	31.565	54.032
8	37.839	55.626	8	43.748	55.067	50	38.361	54.167	31	36.668	53.516	7	41.453	54.600
45	38.668	57.397	45	46.796	57.286	88	42.368	55.141	50	41.867	54.406	31	41.705	54.318
9	40.319	57.648	9	48.484	57.323	8	48.847	55.027	3	1 LAP	1:01.372	50	46.411	53.825
63	43.824	57.719							88	46.047	54.579			
2	44.313	57.818												

SEMSEC Sports Racing & Kit Car Championship
RACE 4 - LAP CHART

Lap 11			Lap 12			Lap 13			Lap 14			Lap 15		
No	Behind	Laptime	No	Behind	Laptime	No	Behind	Laptime	No	Behind	Laptime	No	Behind	Laptime
60		49.809	60		49.249	60		51.637	60		50.493	60		49.601
88	1 LAP	56.037	50	1 LAP	54.027	50	1 LAP	53.782	31	1 LAP	54.427	63	2 LAPS	58.748
3	2 LAPS	1:02.387	88	1 LAP	54.645	58	10.220	51.497	7	1 LAP	54.472	31	1 LAP	53.472
58	8.820	50.869	58	10.360	50.789	69	10.800	51.579	50	1 LAP	53.877	7	1 LAP	53.763
69	9.369	51.108	69	10.858	50.738	88	1 LAP	55.708	58	10.432	50.705	58	11.559	50.728
8	1 LAP	55.878	8	1 LAP	55.379	8	1 LAP	55.201	69	11.077	50.770	69	12.487	51.011
45	1 LAP	56.941	3	2 LAPS	1:03.071	47	27.433	52.489	88	1 LAP	54.388	50	1 LAP	55.833
9	1 LAP	57.366	47	26.581	53.032	3	2 LAPS	1:01.856	47	29.715	52.775	88	1 LAP	53.917
47	22.798	53.269	45	1 LAP	57.003	45	1 LAP	57.301	8	1 LAP	1:03.860	47	33.763	53.649
2	1 LAP	57.787	9	1 LAP	57.836	9	1 LAP	57.309	45	1 LAP	57.994	8	1 LAP	55.117
63	1 LAP	58.580	2	1 LAP	57.758	1	38.547	53.183	1	41.439	53.385	1	45.385	53.547
1	33.885	1:03.627	1	37.001	52.365	2	1 LAP	57.473	3	2 LAPS	1:02.945	45	1 LAP	57.500
34	34.853	53.097	63	1 LAP	58.362	34	41.827	54.406	9	1 LAP	58.247	34	49.717	54.396
7	46.180	54.536	34	39.058	53.454	63	1 LAP	58.455	34	44.922	53.588	9	1 LAP	58.513
31	46.335	54.439	31	51.007	53.921				2	1 LAP	57.583	2	1 LAP	57.285
			7	51.398	54.467				3	2 LAPS	1:03.638			

SEMSEC Saloon & Sports Car Championship

QUALIFYING - RACE 2 - CLASSIFICATION

POS	NO	CL	NAME	ENTRY	TIME	ON	LAPS	GAP	DIFF	MPH
1	70	3	Tony SKELTON	Renault Clio	52.313	4	9			68.81
2	11	3	Steve WEATHERLEY	Ford Sierra Sapphire	52.742	3	10	0.429	0.429	68.25
3	26	2	Bill RICHARDS	Rover Mini Clubman	52.749	5	10	0.436	0.007	68.24
4	29	4	Mike THURLEY	Peugeot 206	53.550	3	11	1.237	0.801	67.22
5	60	3	Simon GLENN	BMW E30 M3	54.881	11	13	2.568	1.331	65.59
6	33	4	Jason WATERMAN	Peugeot 206	55.400	9	10	3.087	0.519	64.98
7	49	4	Steve WATERMAN	Toyota Starlet	55.452	10	11	3.139	0.052	64.91
8	14	2	Paul RICHARDSON	Ginetta G20	56.462	6	10	4.149	1.010	63.75
9	13	2	Mary GRINHAM	Rover/Maguire Mini	56.657	10	12	4.344	0.195	63.53
10	4	1	Nigel PRATT	MG Midget	56.742	4	13	4.429	0.085	63.44
11	46	3	Scott BROOKER	Renault Clio Cup	57.195	3	7	4.882	0.453	62.94
12	22	1	Tristram BARDEN	Rover Mini	57.653	8	12	5.340	0.458	62.44
13	16	4	Keith WATERMAN	Peugeot 206 Silhouette	58.113	6	8	5.800	0.460	61.94
14	12	2	David FULLER	MG Midget	58.484	12	12	6.171	0.371	61.55
15	5	4	Gareth SMITH	VW Corrado	59.130	8	8	6.817	0.646	60.88
16	27	2	Stuart GIBBONS	Ginetta G20	59.614	8	8	7.301	0.484	60.38
17	88	1	Neal GARDINER	Austin Metro Gti	1:00.144	5	12	7.831	0.530	59.85
18	48	2	Christopher GOULD	VW Golf Gti MkII	1:00.370	11	11	8.057	0.226	59.63
19	74	1	Paul BERNAL-RYAN	MG Midget	1:00.714	4	8	8.401	0.344	59.29
20	41	2	Kieron LEHANE	Ford Fiesta	1:02.527	7	7	10.214	1.813	57.57
21	92	4	John CHAPLIN	MGB GT V8	1:04.202	4	9	11.889	1.675	56.07
22	2	2	Barrie COPE	Ford Fiesta	1:04.435	5	6	12.122	0.233	55.86

Car No 41 needs a working transponder please.

Weather / Track : Cloudy / Wet

These results are provisional until the conclusion of any judicial and technical matters.

Lydden Hill
Circuit Length = 1.0000 miles
Start: 13:12 End: 13:25

Clerk of Course :		Timekeeper :
-------------------	--	--------------

SEMSEC Saloon & Sports Car Championship

QUALIFYING - RACE 2 - LAP ANALYSIS

2	Barrie COPE			2 Ford Fiesta			
1 -	1:07.763	+ 3.328	13:15:27.457	4 -	1:06.150	+ 1.715	13:18:47.495
2 -	1:07.567	+ 3.132	13:16:35.024	5 -	1:04.435		13:19:51.930
3 -	1:06.321	+ 1.886	13:17:41.345	6 -	1:05.751	+ 1.316	13:20:57.681
4	Nigel PRATT			1 MG Midget			
1 -	1:03.024	+ 6.282	13:13:51.010	8 -	59.413	+ 2.671	13:20:36.701
2 -	58.393	+ 1.651	13:14:49.403	9 -	59.737	+ 2.995	13:21:36.438
3 -	57.415	+ 0.673	13:15:46.818	10 -	58.198	+ 1.456	13:22:34.636
4 -	56.742		13:16:43.560	11 -	58.566	+ 1.824	13:23:33.202
5 -	57.888	+ 1.146	13:17:41.448	12 -	58.033	+ 1.291	13:24:31.235
6 -	57.352	+ 0.610	13:18:38.800	13 -	57.827	+ 1.085	13:25:29.062
7 -	58.488	+ 1.746	13:19:37.288				
5	Gareth SMITH			4 VW Corrado			
1 -	1:11.636	+ 12.506	13:14:12.523	5 -	1:01.122	+ 1.992	13:18:17.299
2 -	1:01.786	+ 2.656	13:15:14.309	6 -	1:01.250	+ 2.120	13:19:18.549
3 -	1:01.075	+ 1.945	13:16:15.384	7 -	59.742	+ 0.612	13:20:18.291
4 -	1:00.793	+ 1.663	13:17:16.177	8 -	59.130		13:21:17.421
11	Steve WEATHERLEY			3 Ford Sierra Sapphire			
1 -	57.621	+ 4.879	13:13:43.844	6 -	53.583	+ 0.841	13:18:10.900
2 -	53.517	+ 0.775	13:14:37.361	7 -	53.852	+ 1.110	13:19:04.752
3 -	52.742		13:15:30.103	8 -	53.166	+ 0.424	13:19:57.918
4 -	52.926	+ 0.184	13:16:23.029	9 -	53.823	+ 1.081	13:20:51.741
5 -	54.288	+ 1.546	13:17:17.317	10 -	53.022	+ 0.280	13:21:44.763
12	David FULLER			2 MG Midget			
1 -	1:07.423	+ 8.939	13:14:03.305	7 -	58.774	+ 0.290	13:20:04.627
2 -	1:02.256	+ 3.772	13:15:05.561	8 -	1:00.306	+ 1.822	13:21:04.933
3 -	59.918	+ 1.434	13:16:05.479	9 -	1:00.854	+ 2.370	13:22:05.787
4 -	1:00.644	+ 2.160	13:17:06.123	10 -	59.749	+ 1.265	13:23:05.536
5 -	1:00.018	+ 1.534	13:18:06.141	11 -	59.573	+ 1.089	13:24:05.109
6 -	59.712	+ 1.228	13:19:05.853	12 -	58.484		13:25:03.593
13	Mary GRINHAM			2 Rover/Maguire Mini			
1 -	1:10.910	+ 14.253	13:14:07.890	7 -	58.731	+ 2.074	13:20:05.518
2 -	1:02.554	+ 5.897	13:15:10.444	8 -	59.936	+ 3.279	13:21:05.454
3 -	59.308	+ 2.651	13:16:09.752	9 -	58.589	+ 1.932	13:22:04.043
4 -	57.524	+ 0.867	13:17:07.276	10 -	56.657		13:23:00.700
5 -	59.840	+ 3.183	13:18:07.116	11 -	59.076	+ 2.419	13:23:59.776
6 -	59.671	+ 3.014	13:19:06.787	12 -	57.515	+ 0.858	13:24:57.291
14	Paul RICHARDSON			2 Ginetta G20			
1 -	1:11.240	+ 14.778	13:14:07.499	6 -	56.462		13:18:58.417
2 -	1:01.137	+ 4.675	13:15:08.636	7 -	56.705	+ 0.243	13:19:55.122
3 -	57.893	+ 1.431	13:16:06.529	8 -	58.071	+ 1.609	13:20:53.193
4 -	58.482	+ 2.020	13:17:05.011	9 -	58.768	+ 2.306	13:21:51.961
5 -	56.944	+ 0.482	13:18:01.955	10 -	56.951	+ 0.489	13:22:48.912
16	Keith WATERMAN			4 Peugeot 206 Silhouette			
1 -	1:05.260	+ 7.147	13:13:56.957	5 -	59.350	+ 1.237	13:17:55.872
2 -	59.987	+ 1.874	13:14:56.944	6 -	58.113		13:18:53.985
3 -	59.650	+ 1.537	13:15:56.594	7 -	58.495	+ 0.382	13:19:52.480
4 -	59.928	+ 1.815	13:16:56.522	8 -	59.457	+ 1.344	13:20:51.937
22	Tristram BARDEN			1 Rover Mini			
1 -	1:08.699	+ 11.046	13:13:59.222	7 -	59.694	+ 2.041	13:20:01.409
2 -	1:03.494	+ 5.841	13:15:02.716	8 -	57.653		13:20:59.062
3 -	1:01.676	+ 4.023	13:16:04.392	9 -	58.959	+ 1.306	13:21:58.021
4 -	58.353	+ 0.700	13:17:02.745	10 -	58.304	+ 0.651	13:22:56.325
5 -	58.488	+ 0.835	13:18:01.233	11 -	1:05.240	+ 7.587	13:24:01.565
6 -	1:00.482	+ 2.829	13:19:01.715	12 -	58.321	+ 0.668	13:24:59.886

Car No 41 needs a working transponder please.

Weather / Track : Cloudy / Wet

SEMSEC Saloon & Sports Car Championship

QUALIFYING - RACE 2 - LAP ANALYSIS

26	Bill RICHARDS		2 Rover Mini Clubman				
1 -	1:07.833	+ 15.084	13:14:05.893	6 -	53.837	+ 1.088	13:18:42.225
2 -	59.364	+ 6.615	13:15:05.257	7 -	53.594	+ 0.845	13:19:35.819
3 -	55.923	+ 3.174	13:16:01.180	8 -	3:27.455	+ 2:34.706	13:23:03.274
4 -	54.459	+ 1.710	13:16:55.639	9 -	56.711	+ 3.962	13:23:59.985
5 -	52.749		13:17:48.388	10 -	54.658	+ 1.909	13:24:54.643
27	Stuart GIBBONS		2 Ginetta G20				
1 -	1:10.176	+ 10.562	13:14:08.895	5 -	1:01.270	+ 1.656	13:18:18.564
2 -	1:04.188	+ 4.574	13:15:13.083	6 -	1:00.589	+ 0.975	13:19:19.153
3 -	1:03.007	+ 3.393	13:16:16.090	7 -	1:00.450	+ 0.836	13:20:19.603
4 -	1:01.204	+ 1.590	13:17:17.294	8 -	59.614		13:21:19.217
29	Mike THURLEY		4 Peugeot 206				
1 -	59.090	+ 5.540	13:13:45.906	7 -	55.455	+ 1.905	13:19:14.139
2 -	55.520	+ 1.970	13:14:41.426	8 -	53.731	+ 0.181	13:20:07.870
3 -	53.550		13:15:34.976	9 -	57.973	+ 4.423	13:21:05.843
4 -	54.529	+ 0.979	13:16:29.505	10 -	58.582	+ 5.032	13:22:04.425
5 -	54.385	+ 0.835	13:17:23.890	11 -	54.250	+ 0.700	13:22:58.675
6 -	54.794	+ 1.244	13:18:18.684				
33	Jason WATERMAN		4 Peugeot 206				
1 -	1:04.050	+ 8.650	13:13:54.807	6 -	57.318	+ 1.918	13:18:43.770
2 -	1:00.919	+ 5.519	13:14:55.726	7 -	55.967	+ 0.567	13:19:39.737
3 -	58.182	+ 2.782	13:15:53.908	8 -	56.141	+ 0.741	13:20:35.878
4 -	56.091	+ 0.691	13:16:49.999	9 -	55.400		13:21:31.278
5 -	56.453	+ 1.053	13:17:46.452	10 -	56.737	+ 1.337	13:22:28.015
41	Kieron LEHANE		2 Ford Fiesta				
1 -	1:11.114	+ 8.587	13:14:15.406	5 -	1:03.179	+ 0.652	13:18:29.438
2 -	1:03.188	+ 0.661	13:15:18.594	6 -	1:03.608	+ 1.081	13:19:33.046
3 -	1:03.475	+ 0.948	13:16:22.069	7 -	1:02.527		13:20:35.573
4 -	1:04.190	+ 1.663	13:17:26.259				
46	Scott BROOKER		3 Renault Clio Cup				
1 -	1:12.289	+ 15.094	13:14:08.295	5 -	57.900	+ 0.705	13:18:04.392
2 -	1:02.680	+ 5.485	13:15:10.975	6 -	57.797	+ 0.602	13:19:02.189
3 -	57.195		13:16:08.170	7 -	1:02.033	+ 4.838	13:20:04.222
4 -	58.322	+ 1.127	13:17:06.492				
48	Christopher GOULD		2 VW Golf Gti MkII				
1 -	1:15.912	+ 15.542	13:14:10.262	7 -	1:03.527	+ 3.157	13:20:28.675
2 -	1:06.108	+ 5.738	13:15:16.370	8 -	1:01.218	+ 0.848	13:21:29.893
3 -	1:02.205	+ 1.835	13:16:18.575	9 -	1:02.369	+ 1.999	13:22:32.262
4 -	1:02.209	+ 1.839	13:17:20.784	10 -	1:02.494	+ 2.124	13:23:34.756
5 -	1:03.047	+ 2.677	13:18:23.831	11 -	1:00.370		13:24:35.126
6 -	1:01.317	+ 0.947	13:19:25.148				
49	Steve WATERMAN		4 Toyota Starlet				
1 -	1:06.948	+ 11.496	13:13:59.983	7 -	57.671	+ 2.219	13:19:48.447
2 -	1:01.011	+ 5.559	13:15:00.994	8 -	56.228	+ 0.776	13:20:44.675
3 -	57.808	+ 2.356	13:15:58.802	9 -	56.220	+ 0.768	13:21:40.895
4 -	58.928	+ 3.476	13:16:57.730	10 -	55.452		13:22:36.347
5 -	56.776	+ 1.324	13:17:54.506	11 -	55.832	+ 0.380	13:23:32.179
6 -	56.270	+ 0.818	13:18:50.776				
60	Simon GLENN		3 BMW E30 M3				
1 -	1:02.442	+ 7.561	13:13:49.847	8 -	55.546	+ 0.665	13:20:24.991
2 -	57.463	+ 2.582	13:14:47.310	9 -	57.098	+ 2.217	13:21:22.089
3 -	56.321	+ 1.440	13:15:43.631	10 -	1:02.772	+ 7.891	13:22:24.861
4 -	55.398	+ 0.517	13:16:39.029	11 -	54.881		13:23:19.742
5 -	57.754	+ 2.873	13:17:36.783	12 -	56.319	+ 1.438	13:24:16.061
6 -	55.743	+ 0.862	13:18:32.526	13 -	55.004	+ 0.123	13:25:11.065

Car No 41 needs a working transponder please.

Weather / Track : Cloudy / Wet

SEMSEC Saloon & Sports Car Championship

QUALIFYING - RACE 2 - LAP ANALYSIS


7 -	56.919	+ 2.038	13:19:29.445			
70	Tony SKELTON		3	Renault Clio		
1 -	1:06.719	+ 14.406	13:14:06.243	6 -	53.611	+ 1.298
2 -	57.901	+ 5.588	13:15:04.144	7 -	53.510	+ 1.197
3 -	54.787	+ 2.474	13:15:58.931	8 -	54.118	+ 1.805
4 -	52.313		13:16:51.244	9 -	52.444	+ 0.131
5 -	52.884	+ 0.571	13:17:44.128			
74	Paul BERNAL-RYAN		1	MG Midget		
1 -	1:11.866	+ 11.152	13:14:07.251	5 -	1:01.755	+ 1.041
2 -	1:05.571	+ 4.857	13:15:12.822	6 -	1:01.407	+ 0.693
3 -	1:01.692	+ 0.978	13:16:14.514	7 -	1:03.203	+ 2.489
4 -	1:00.714		13:17:15.228	8 -	1:04.405	+ 3.691
88	Neal GARDINER		1	Austin Metro Gti		
1 -	1:04.684	+ 4.540	13:13:53.895	7 -	1:01.484	+ 1.340
2 -	1:01.240	+ 1.096	13:14:55.135	8 -	1:00.766	+ 0.622
3 -	1:04.541	+ 4.397	13:15:59.676	9 -	1:04.229	+ 4.085
4 -	1:00.349	+ 0.205	13:17:00.025	10 -	1:00.264	+ 0.120
5 -	1:00.144		13:18:00.169	11 -	1:01.182	+ 1.038
6 -	1:01.754	+ 1.610	13:19:01.923	12 -	1:00.546	+ 0.402
92	John CHAPLIN		4	MGB GT V8		
1 -	1:11.011	+ 6.809	13:14:14.728	6 -	1:07.777	+ 3.575
2 -	1:06.648	+ 2.446	13:15:21.376	7 -	1:04.715	+ 0.513
3 -	1:04.893	+ 0.691	13:16:26.269	8 -	1:04.438	+ 0.236
4 -	1:04.202		13:17:30.471	9 -	1:06.075	+ 1.873
5 -	1:04.513	+ 0.311	13:18:34.984			

Car No 41 needs a working transponder please.

Weather / Track : Cloudy / Wet

SEMSEC Saloon & Sports Car Championship

RACE 2 - GRID

ROW 11	1:04.202 92 John CHAPLIN	1:04.435 2 Barrie COPE
ROW 10	1:00.714 74 Paul BERNAL-RYAN	1:02.527 41 Kieron LEHANE
ROW 9	1:00.144 88 Neal GARDINER	1:00.370 48 Christopher GOULD
ROW 8	59.130 5 Gareth SMITH	59.614 27 Stuart GIBBONS
ROW 7	58.113 16 Keith WATERMAN	58.484 12 David FULLER
ROW 6	57.195 46 Scott BROOKER	57.653 22 Tristram BARDEN
ROW 5	56.657 13 Mary GRINHAM	56.742 4 Nigel PRATT
ROW 4	55.452 49 Steve WATERMAN	56.462 14 Paul RICHARDSON
ROW 3	54.881 60 Simon GLENN	55.400 33 Jason WATERMAN
ROW 2	52.749 26 Bill RICHARDS	53.550 29 Mike THURLEY
ROW 1	52.313 70 Tony SKELTON	52.742 11 Steve WEATHERLEY
Pole		
		

Lydden Hill
Circuit Length = 1.0000 miles

These results are provisional until the conclusion of any judicial and technical matters.

Clerk of Course :	Timekeeper :
-------------------	--------------

SEMSEC Saloon & Sports Car Championship

RACE 2 - CLASSIFICATION

POS	NO	CL	NAME	ENTRY	LAPS	TIME	GAP	DIFF	MPH	BEST	ON
1	70	3	Tony SKELTON	Renault Clio	12	10:38.543			67.65	51.405	6
2	11	3	Steve WEATHERLEY	Ford Sierra Sapphire	12	10:38.736	0.193	0.193	67.63	51.321	12
3	60	3	Simon GLENN	BMW E30 M3	12	11:01.100	22.557	22.364	65.34	53.888	2
4	26	2	Bill RICHARDS	Rover Mini Clubman	12	11:10.931	32.388	9.831	64.38	53.935	10
5	33	4	Jason WATERMAN	Peugeot 206	11	10:41.347	1 lap	1 lap	61.74	56.692	2
6	13	2	Mary GRINHAM	Rover/Maguire Mini	11	10:49.238	1 lap	7.891	60.99	57.649	7
7	4	1	Nigel PRATT	MG Midget	11	10:53.714	1 lap	4.476	60.57	57.240	11
8	14	2	Paul RICHARDSON	Ginetta G20	11	10:54.508	1 lap	0.794	60.50	56.942	11
9	49	4	Steve WATERMAN	Toyota Starlet	11	10:58.012	1 lap	3.504	60.17	57.600	7
10	22	1	Tristram BARDEN	Rover Mini	11	11:04.446	1 lap	6.434	59.59	58.446	10
11	12	2	David FULLER	MG Midget	11	11:23.263	1 lap	18.817	57.95	1:00.820	7
12	88	1	Neal GARDINER	Austin Metro Gti	11	11:25.319	1 lap	2.056	57.78	1:00.493	10
13	27	2	Stuart GIBBONS	Ginetta G20	11	11:30.051	1 lap	4.732	57.38	1:00.689	2
14	41	2	Kieron LEHANE	Ford Fiesta	10	11:00.838	2 laps	1 lap	54.47	1:04.240	5
15	74	1	Paul BERNAL-RYAN	MG Midget	10	11:04.283	2 laps	3.445	54.19	1:04.242	10
16	48	2	Christopher GOULD	VW Golf Gti MkII	10	11:05.835	2 laps	1.552	54.06	1:02.436	9
17	92	4	John CHAPLIN	MGB GT V8	10	11:25.027	2 laps	19.192	52.55	1:05.760	2

NOT CLASSIFIED

DNF	2	2	Barrie COPE	Ford Fiesta	6	6:51.446	6 laps	4 laps	52.49	1:04.177	5
DNF	5	4	Gareth SMITH	VW Corrado	4	4:19.523	8 laps	2 laps	55.48	1:00.033	2
DNF	16	4	Keith WATERMAN	Peugeot 206 Silhouette	3	3:28.976	9 laps	1 lap	51.67	1:03.727	3
DNF	29	4	Mike THURLEY	Peugeot 206	0						
DNF	46	3	Scott BROOKER	Renault Clio Cup	0						

FASTEST LAP

11	3	Steve WEATHERLEY	Ford Sierra Sapphire	12	51.321	70.14 mph	112.88 kph
26	2	Bill RICHARDS	Rover Mini Clubman	10	53.935	66.74 mph	107.41 kph
33	4	Jason WATERMAN	Peugeot 206	2	56.692	63.49 mph	102.19 kph
4	1	Nigel PRATT	MG Midget	11	57.240	62.89 mph	101.21 kph

Car No 26 - 10 second penalty - G62, G63 - False Start.

Weather / Track : Cloudy / Wet

These results are provisional until the conclusion of any judicial and technical matters.

Lydden Hill
Circuit Length = 1.0000 miles
Start: 14:49 End: 15:01

Clerk of Course :		Timekeeper :	
-------------------	--	--------------	--

SEMSEC Saloon & Sports Car Championship

RACE 2 - LAP CHART

Lap 1			Lap 2			Lap 3			Lap 4			Lap 5		
No	Behind	Laptime	No	Behind	Laptime	No	Behind	Laptime	No	Behind	Laptime	No	Behind	Laptime
70		58.922	70		51.552	70		51.795	70		51.907	70		55.412
26	0.546	59.468	11	2.621	53.353	11	3.254	52.428	11	3.202	51.855	41	1 LAP	1:04.898
11	0.820	59.742	26	3.447	54.453	26	6.111	54.459	26	8.604	54.400	2	1 LAP	1:04.534
60	2.250	1:01.172	60	4.586	53.888	60	7.097	54.306	60	9.549	54.359	11	2.564	54.774
33	4.842	1:03.764	33	9.982	56.692	33	15.117	56.930	33	20.194	56.984	74	1 LAP	1:05.820
49	7.502	1:06.424	49	13.986	58.036	49	20.078	57.887	13	28.163	58.758	26	8.218	55.026
13	8.308	1:07.230	13	14.877	58.121	13	21.312	58.230	49	29.005	1:00.834	92	1 LAP	1:07.866
4	8.863	1:07.785	4	15.698	58.387	4	22.195	58.292	4	29.451	59.163	60	8.593	54.456
22	9.486	1:08.408	22	16.724	58.790	14	24.818	59.186	14	31.249	58.338	48	1 LAP	1:09.156
14	9.998	1:08.920	14	17.427	58.981	22	25.682	1:00.753	22	33.616	59.841	33	21.540	56.758
12	10.932	1:09.854	12	20.201	1:00.821	12	29.790	1:01.384	12	38.997	1:01.114	13	30.609	57.858
5	13.166	1:12.088	5	21.647	1:00.033	5	31.063	1:01.211	88	42.757	1:01.936	49	32.475	58.882
88	14.529	1:13.451	88	23.641	1:00.664	88	32.728	1:00.882	27	44.181	1:01.409	4	33.049	59.010
27	15.604	1:14.526	27	24.741	1:00.689	27	34.679	1:01.733	5	45.347	1:06.191	14	34.026	58.189
41	17.659	1:16.581	41	31.258	1:05.151	41	44.412	1:04.949				22	37.199	58.995
74	18.487	1:17.409	74	31.656	1:04.721	74	44.704	1:04.843				12	44.898	1:01.313
92	19.109	1:18.031	2	32.319	1:04.228	2	45.345	1:04.821				88	48.430	1:01.085
16	19.396	1:18.318	92	33.317	1:05.760	16	46.707	1:03.727				27	50.248	1:01.479
2	19.643	1:18.565	16	34.775	1:06.931	92	47.933	1:06.411						
48	21.157	1:20.079	48	36.432	1:06.827	48	48.742	1:04.105						

Car No 26 - 10 second penalty - G62, G63 - False Start.

Weather / Track : Cloudy / Wet

www.tsl-timing.com

Page 1 of 3

Lydden Hill
Circuit Length = 1.0000 miles
Start: 14:49 End: 15:01

Printed - 15.02 Saturday, 24 October 2009

SEMSEC Saloon & Sports Car Championship

RACE 2 - LAP CHART

Lap 6			Lap 7			Lap 8			Lap 9			Lap 10		
No	Behind	Laptime	No	Behind	Laptime	No	Behind	Laptime	No	Behind	Laptime	No	Behind	Laptime
70		51.405	70		52.435	70		52.183	70		53.408	70		54.379
11	3.112	51.953	12	1 LAP	1:02.155	11	4.474	52.645	92	2 LAPS	1:09.822	74	2 LAPS	1:04.467
26	14.084	57.271	11	4.012	53.335	12	1 LAP	1:00.820	11	3.441	52.375	11	2.231	53.169
60	14.556	57.368	88	1 LAP	1:01.510	88	1 LAP	1:00.731	22	1 LAP	1:00.730	49	1 LAP	59.706
41	1 LAP	1:04.240	27	1 LAP	1:02.694	26	17.936	54.027	26	19.027	54.499	4	1 LAP	59.862
2	1 LAP	1:04.177	26	16.092	54.443	27	1 LAP	1:01.224	60	19.450	54.333	14	1 LAP	59.293
74	1 LAP	1:06.010	60	16.430	54.309	60	18.525	54.278	12	1 LAP	1:01.773	48	2 LAPS	1:03.052
92	1 LAP	1:06.377	41	1 LAP	1:05.047	41	1 LAP	1:04.599	88	1 LAP	1:01.618	22	1 LAP	59.767
48	1 LAP	1:05.221	74	1 LAP	1:05.918	33	42.464	58.422	27	1 LAP	1:02.218	92	2 LAPS	1:09.170
33	27.686	57.551	33	36.225	1:00.974	74	1 LAP	1:04.939	33	47.553	58.497	26	18.583	53.935
13	37.356	58.152	92	1 LAP	1:06.108	13	49.451	59.064	41	1 LAP	1:05.093	60	19.139	54.068
49	39.199	58.129	2	1 LAP	1:15.121	48	1 LAP	1:04.555	13	53.768	57.725	12	1 LAP	1:01.028
4	39.575	57.931	48	1 LAP	1:06.147	49	51.860	59.679				88	1 LAP	1:01.592
14	40.213	57.592	13	42.570	57.649	4	52.201	59.645				27	1 LAP	1:02.014
22	44.590	58.796	49	44.364	57.600	14	53.216	59.697				33	50.514	57.340
			4	44.739	57.599									
			14	45.702	57.924									
			22	50.846	58.691									

Car No 26 - 10 second penalty - G62, G63 - False Start.

Weather / Track : Cloudy / Wet

www.tsl-timing.com

Page 2 of 3

Lydden Hill
Circuit Length = 1.0000 miles
Start: 14:49 End: 15:01

Printed - 15.02 Saturday, 24 October 2009

SEMSEC Saloon & Sports Car Championship
RACE 2 - LAP CHART

Lap 11			Lap 12		
No	Behind	Laptime	No	Behind	Laptime
70		53.234	70		51.911
11	0.783	51.786	11	0.193	51.321
13	1 LAP	58.795	33	1 LAP	57.435
41	2 LAPS	1:05.413	13	1 LAP	57.656
4	1 LAP	58.800	4	1 LAP	57.240
14	1 LAP	59.446	14	1 LAP	56.942
49	1 LAP	1:01.219	49	1 LAP	59.616
74	2 LAPS	1:05.914	41	2 LAPS	1:04.867
48	2 LAPS	1:02.436	26	22.388	54.819
22	1 LAP	58.446	60	22.557	54.214
26	19.480	54.131	74	2 LAPS	1:04.242
60	20.254	54.349	22	1 LAP	1:01.229
92	2 LAPS	1:07.826	48	2 LAPS	1:04.257
12	1 LAP	1:01.076	12	1 LAP	1:01.925
88	1 LAP	1:00.493	92	2 LAPS	1:07.656
27	1 LAP	1:00.874	88	1 LAP	1:01.357
			27	1 LAP	1:01.191

Car No 26 - 10 second penalty - G62, G63 - False Start.


Weather / Track : Cloudy / Wet

www.tsl-timing.com

Lydden Hill
 Circuit Length = 1.0000 miles
 Start: 14:49 End: 15:01

SEMSEC Saloon & Sports Car Championship

RACE 5 - GRID

ROW 11	29 Mike THURLEY	46 Scott BROOKER
ROW 10	5 Gareth SMITH	16 Keith WATERMAN
ROW 9	92 John CHAPLIN	2 Barrie COPE
ROW 8	74 Paul BERNAL-RYAN	48 Christopher GOULD
ROW 7	27 Stuart GIBBONS	41 Kieron LEHANE
ROW 6	12 David FULLER	88 Neal GARDINER
ROW 5	49 Steve WATERMAN	22 Tristram BARDEN
ROW 4	4 Nigel PRATT	14 Paul RICHARDSON
ROW 3	33 Jason WATERMAN	13 Mary GRINHAM
ROW 2	60 Simon GLENN	26 Bill RICHARDS
ROW 1	70 Tony SKELTON	11 Steve WEATHERLEY
Pole		
		

Lydden Hill
Circuit Length = 1.0000 miles

These results are provisional until the conclusion of any judicial and technical matters.

Clerk of Course :		Timekeeper :

SEMSEC Saloon & Sports Car Championship

RACE 5 - CLASSIFICATION

POS	NO	CL	NAME	ENTRY	LAPS	TIME	GAP	DIFF	MPH	BEST	ON
1	11	3	Steve WEATHERLEY	Ford Sierra Sapphire	15	13:20.773			67.43	51.132	3
2	26	2	Bill RICHARDS	Rover Mini Clubman	15	13:24.034	3.261	3.261	67.15	52.599	10
3	60	3	Simon GLENN	BMW E30 M3	15	13:31.240	10.467	7.206	66.56	53.147	6
4	70	3	Tony SKELTON	Renault Clio	15	13:36.928	16.155	5.688	66.09	50.823	13
5	29	4	Mike THURLEY	Peugeot 206	15	13:59.709	38.936	22.781	64.30	54.459	14
6	33	4	Jason WATERMAN	Peugeot 206	15	14:04.520	43.747	4.811	63.93	54.081	14
7	13	2	Mary GRINHAM	Rover/Maguire Mini	15	14:08.537	47.764	4.017	63.63	55.054	5
8	4	1	Nigel PRATT	MG Midget	15	14:10.578	49.805	2.041	63.48	55.389	15
9	14	2	Paul RICHARDSON	Ginetta G20	15	14:11.065	50.292	0.487	63.44	54.849	11
10	22	1	Tristram BARDEN	Rover Mini	14	13:35.974	1 lap	1 lap	61.76	56.408	14
11	49	4	Steve WATERMAN	Toyota Starlet	14	13:36.732	1 lap	0.758	61.70	56.721	3
12	12	2	David FULLER	MG Midget	14	13:51.287	1 lap	14.555	60.62	57.000	5
13	16	4	Keith WATERMAN	Peugeot 206 Silhouette	14	14:21.278	1 lap	29.991	58.51	59.430	2
14	88	1	Neal GARDINER	Austin Metro Gti	13	13:24.950	2 laps	1 lap	58.13	1:00.729	8
15	27	2	Stuart GIBBONS	Ginetta G20	13	13:48.090	2 laps	23.140	56.51	1:00.311	4
16	48	2	Christopher GOULD	VW Golf Gti MkII	13	13:56.742	2 laps	8.652	55.92	1:01.403	13
17	41	2	Kieron LEHANE	Ford Fiesta	13	13:58.217	2 laps	1.475	55.83	1:03.061	9

NOT CLASSIFIED

DNF	5	4	Gareth SMITH	VW Corrado	6	6:13.762	9 laps	7 laps	57.78	59.469	4
DNF	92	4	John CHAPLIN	MGB GT V8	1	1:13.074	14 laps	5 laps	49.26	1:13.074	1

FASTEST LAP

70	3	Tony SKELTON	Renault Clio	13	50.823	70.83 mph	113.99 kph
26	2	Bill RICHARDS	Rover Mini Clubman	10	52.599	68.44 mph	110.14 kph
33	4	Jason WATERMAN	Peugeot 206	14	54.081	66.56 mph	107.12 kph
4	1	Nigel PRATT	MG Midget	15	55.389	64.99 mph	104.59 kph

Weather / Track : Cloudy / Wet

These results are provisional until the conclusion of any judicial and technical matters.

Lydden Hill
Circuit Length = 1.0000 miles
Start: 15:50 End: 16:04

Clerk of Course :		Timekeeper :
-------------------	--	--------------

SEMSEC Saloon & Sports Car Championship

RACE 5 - LAP CHART

Lap 1			Lap 2			Lap 3			Lap 4			Lap 5		
No	Behind	Laptime	No	Behind	Laptime	No	Behind	Laptime	No	Behind	Laptime	No	Behind	Laptime
26		58.177	11		52.272	11		51.132	11		51.240	11		51.967
70	0.235	58.412	26	0.580	53.353	26	3.162	53.714	26	5.125	53.203	26	6.120	52.962
11	0.501	58.678	60	4.234	54.170	60	6.958	53.856	60	9.014	53.296	60	10.324	53.277
60	2.837	1:01.014	33	7.000	55.439	33	11.072	55.204	33	14.636	54.804	33	18.168	55.499
33	4.334	1:02.511	4	7.955	55.680	13	12.406	55.065	13	16.249	55.083	13	19.336	55.054
4	5.048	1:03.225	13	8.473	55.576	4	13.147	56.324	4	18.081	56.174	4	22.117	56.003
13	5.670	1:03.847	22	10.602	56.874	22	16.851	57.381	29	20.215	54.476	29	22.764	54.516
22	6.501	1:04.678	14	10.925	56.527	29	16.979	54.862	14	23.458	56.608	14	26.874	55.383
14	7.171	1:05.348	29	13.249	55.905	14	18.090	58.297	22	24.207	58.596	70	27.706	52.481
49	8.618	1:06.795	49	13.707	57.862	49	19.296	56.721	49	25.824	57.768	22	30.177	57.937
12	9.897	1:08.074	12	15.338	58.214	12	22.707	58.501	70	27.192	51.657	49	31.316	57.459
29	10.117	1:08.294	16	18.581	59.430	70	26.775	53.940	12	29.031	57.564	12	34.064	57.000
16	11.924	1:10.101	88	21.567	1:01.181	16	28.384	1:00.935	16	36.621	59.477	16	46.268	1:01.614
41	13.071	1:11.248	27	23.003	1:01.991	88	31.548	1:01.113	5	40.723	59.469	5	48.227	59.471
88	13.159	1:11.336	41	23.600	1:03.302	5	32.494	1:00.010	88	41.203	1:00.895	88	50.767	1:01.531
27	13.785	1:11.962	5	23.616	1:02.225	27	33.229	1:01.358	27	42.300	1:00.311	27	51.572	1:01.239
5	14.164	1:12.341	70	23.967	1:16.505	41	36.886	1:04.418	41	49.224	1:03.578			
92	14.897	1:13.074	48	27.668	1:04.604	48	38.787	1:02.251	48	49.878	1:02.331			
48	15.837	1:14.014												

SEMSEC Saloon & Sports Car Championship

RACE 5 - LAP CHART

Lap 6			Lap 7			Lap 8			Lap 9			Lap 10		
No	Behind	Laptime	No	Behind	Laptime	No	Behind	Laptime	No	Behind	Laptime	No	Behind	Laptime
11		53.136	11		53.407	11		52.504	11		52.850	11		53.405
26	6.324	53.340	16	1 LAP	1:00.838	26	7.184	53.549	26	7.646	53.312	12	1 LAP	58.571
41	1 LAP	1:03.341	5	1 LAP	1:00.246	16	1 LAP	1:00.552	60	11.825	53.554	26	6.840	52.599
48	1 LAP	1:03.756	88	1 LAP	1:01.189	60	11.121	53.292	16	1 LAP	1:00.001	60	11.680	53.260
60	10.335	53.147	26	6.139	53.222	88	1 LAP	1:00.897	88	1 LAP	1:00.729	16	1 LAP	59.706
33	20.170	55.138	27	1 LAP	1:02.042	27	1 LAP	1:00.872	27	1 LAP	1:00.738	88	1 LAP	1:00.923
13	21.551	55.351	60	10.333	53.405	13	28.651	56.252	70	30.303	53.105	70	29.657	52.759
4	24.474	55.493	41	1 LAP	1:03.796	29	29.704	54.895	13	32.968	57.167	29	35.748	55.422
29	24.854	55.226	48	1 LAP	1:03.346	70	30.048	54.209	29	33.731	56.877	13	36.889	57.326
70	27.694	53.124	13	24.903	56.759	41	1 LAP	1:05.829	4	37.259	57.334	4	39.923	56.069
14	28.661	54.923	29	27.313	55.866	48	1 LAP	1:06.112	33	39.274	56.079	33	40.806	54.937
22	34.070	57.029	70	28.343	54.056	4	32.775	56.562	14	40.326	58.055	14	42.379	55.458
49	35.080	56.900	4	28.717	57.650	14	35.121	55.989	41	1 LAP	1:05.017	27	1 LAP	1:20.573
12	38.669	57.741	14	31.636	56.382	33	36.045	54.929	48	1 LAP	1:04.579	41	1 LAP	1:03.061
			33	33.620	1:06.857	22	43.095	57.565	49	47.122	56.736			
			22	38.034	57.371	49	43.236	57.259	22	48.491	58.246			
			49	38.481	56.808	12	49.263	58.639						
			12	43.128	57.866									

SEMSEC Saloon & Sports Car Championship

RACE 5 - LAP CHART

Lap 11			Lap 12			Lap 13			Lap 14			Lap 15		
No	Behind	Laptime	No	Behind	Laptime	No	Behind	Laptime	No	Behind	Laptime	No	Behind	Laptime
11		53.832	11		53.978	11		53.666	11		52.970	11		55.736
22	1 LAP	59.332	27	2 LAPS	1:01.647	26	5.817	53.637	26	5.941	53.094	26	3.261	53.056
49	1 LAP	1:01.213	22	1 LAP	57.953	22	1 LAP	58.753	60	12.547	53.862	88	2 LAPS	1:01.113
48	2 LAPS	1:05.171	49	1 LAP	58.227	49	1 LAP	58.644	22	1 LAP	57.851	60	10.467	53.656
26	6.045	53.037	26	5.846	53.779	60	11.655	54.150	49	1 LAP	57.500	22	1 LAP	56.408
12	1 LAP	59.432	41	2 LAPS	1:04.261	27	2 LAPS	1:02.827	27	2 LAPS	1:00.357	49	1 LAP	56.840
60	11.100	53.252	48	2 LAPS	1:02.121	41	2 LAPS	1:03.199	70	20.917	52.613	70	16.155	50.974
70	27.138	51.313	60	11.171	54.049	48	2 LAPS	1:03.451	12	1 LAP	59.739	27	2 LAPS	1:02.173
16	1 LAP	1:01.036	12	1 LAP	1:00.797	12	1 LAP	1:00.022	41	2 LAPS	1:03.806	12	1 LAP	59.127
88	1 LAP	1:00.860	70	24.117	50.957	70	21.274	50.823	48	2 LAPS	1:03.603	48	2 LAPS	1:01.403
29	36.558	54.642	16	1 LAP	1:00.405	29	38.308	54.647	29	39.797	54.459	41	2 LAPS	1:03.361
13	38.854	55.797	29	37.327	54.747	16	1 LAP	1:01.769	33	45.140	54.081	29	38.936	54.875
33	41.774	54.800	13	41.284	56.408	13	43.921	56.303	13	47.246	56.295	33	43.747	54.343
4	42.214	56.123	33	42.296	54.500	33	44.029	55.399	4	50.152	56.131	13	47.764	56.254
14	43.396	54.849	88	1 LAP	1:01.215	4	46.991	56.528	14	51.077	55.829	4	49.805	55.389
			4	44.129	55.893	14	48.218	57.018	16	1 LAP	1:03.814	14	50.292	54.951
			14	44.866	55.448	88	1 LAP	1:01.968				16	1 LAP	1:01.600

SEMSEC Open Single Seater Championship

QUALIFYING - RACE 3 - CLASSIFICATION

POS	NO	CL	NAME	ENTRY	TIME	ON	LAPS	GAP	DIFF	MPH
1	18	A	John LORD	Jedi Mk6	47.623	14	14			75.59
2	11	D	Chris SCOTT	Alpa Formula Renault	49.683	12	14	2.060	2.060	72.45
3	22	A	Mike SCOTT	Speads RM02	50.316	13	14	2.693	0.633	71.54
4	2	C	Robert HOWE	Van Diemen RF96	52.835	12	13	5.212	2.519	68.13
5	13	D	Christopher CHANDLER	Tatuus Formula Renault	54.375	5	8	6.752	1.540	66.20
6	34	C	Mark AUSTIN	Van Diemen RF95	57.029	11	13	9.406	2.654	63.12
7	83	B	Jonathan BAGGOTT	Van Diemen RF87	59.545	5	11	11.922	2.516	60.45
8	19	B	Innes HICKMAN	Van Diemen RF89	1:00.622	5	12	12.999	1.077	59.38
9	73	C	Simon LANE	Van Diemen RF95	1:04.501	11	11	16.878	3.879	55.81

Weather / Track : Cloudy / Wet

These results are provisional until the conclusion of any judicial and technical matters.

Lydden Hill
 Circuit Length = 1.0000 miles
 Start: 13:42 End: 13:55

Clerk of Course :		Timekeeper :
-------------------	--	--------------

SEMSEC Open Single Seater Championship

QUALIFYING - RACE 3 - LAP ANALYSIS

2	Robert HOWE						C	Van Diemen RF96					
1 -	1:01.698		+ 8.863	13:44:02.472	8 -	53.499		+ 0.664	13:50:31.038				
2 -	57.406		+ 4.571	13:44:59.878	9 -	53.495		+ 0.660	13:51:24.533				
3 -	1:01.120		+ 8.285	13:46:00.998	10 -	53.654		+ 0.819	13:52:18.187				
4 -	54.393		+ 1.558	13:46:55.391	11 -	52.946		+ 0.111	13:53:11.133				
5 -	54.906		+ 2.071	13:47:50.297	12 -	52.835			13:54:03.968				
6 -	53.596		+ 0.761	13:48:43.893	13 -	52.867		+ 0.032	13:54:56.835				
7 -	53.646		+ 0.811	13:49:37.539									
11	Chris SCOTT						D	Alpa Formula Renault					
1 -	59.622		+ 9.939	13:43:59.546	8 -	51.807		+ 2.124	13:50:13.526				
2 -	56.488		+ 6.805	13:44:56.034	9 -	50.848		+ 1.165	13:51:04.374				
3 -	54.606		+ 4.923	13:45:50.640	10 -	50.091		+ 0.408	13:51:54.465				
4 -	54.117		+ 4.434	13:46:44.757	11 -	50.248		+ 0.565	13:52:44.713				
5 -	52.815		+ 3.132	13:47:37.572	12 -	49.683			13:53:34.396				
6 -	52.128		+ 2.445	13:48:29.700	13 -	53.246		+ 3.563	13:54:27.642				
7 -	52.019		+ 2.336	13:49:21.719	14 -	51.085		+ 1.402	13:55:18.727				
13	Christopher CHANDLER						D	Tatus Formula Renault					
1 -	57.211		+ 2.836	13:43:54.940	5 -	54.375			13:47:35.959				
2 -	55.231		+ 0.856	13:44:50.171	6 -	1:18.334		+ 23.959	13:48:54.293				
3 -	55.376		+ 1.001	13:45:45.547	7 -	1:06.657		+ 12.282	13:50:00.950				
4 -	56.037		+ 1.662	13:46:41.584	8 -	55.098		+ 0.723	13:50:56.048				
18	John LORD						A	Jedi Mk6					
1 -	57.597		+ 9.974	13:44:03.724	8 -	53.407		+ 5.784	13:50:03.977				
2 -	53.077		+ 5.454	13:44:56.801	9 -	50.430		+ 2.807	13:50:54.407				
3 -	51.411		+ 3.788	13:45:48.212	10 -	49.701		+ 2.078	13:51:44.108				
4 -	52.021		+ 4.398	13:46:40.233	11 -	50.109		+ 2.486	13:52:34.217				
5 -	49.548		+ 1.925	13:47:29.781	12 -	50.604		+ 2.981	13:53:24.821				
6 -	51.038		+ 3.415	13:48:20.819	13 -	49.557		+ 1.934	13:54:14.378				
7 -	49.751		+ 2.128	13:49:10.570	14 -	47.623			13:55:02.001				
19	Innes HICKMAN						B	Van Diemen RF89					
1 -	1:07.590		+ 6.968	13:44:09.265	7 -	1:01.448		+ 0.826	13:50:16.722				
2 -	1:01.834		+ 1.212	13:45:11.099	8 -	1:02.929		+ 2.307	13:51:19.651				
3 -	1:00.807		+ 0.185	13:46:11.906	9 -	1:01.581		+ 0.959	13:52:21.232				
4 -	1:01.011		+ 0.389	13:47:12.917	10 -	1:01.283		+ 0.661	13:53:22.515				
5 -	1:00.622			13:48:13.539	11 -	1:01.685		+ 1.063	13:54:24.200				
6 -	1:01.735		+ 1.113	13:49:15.274	12 -	1:01.685		+ 1.063	13:55:25.885				
22	Mike SCOTT						A	Speads RM02					
1 -	58.550		+ 8.234	13:44:06.802	8 -	52.050		+ 1.734	13:50:17.964				
2 -	54.300		+ 3.984	13:45:01.102	9 -	51.703		+ 1.387	13:51:09.667				
3 -	54.550		+ 4.234	13:45:55.652	10 -	51.142		+ 0.826	13:52:00.809				
4 -	53.958		+ 3.642	13:46:49.610	11 -	51.312		+ 0.996	13:52:52.121				
5 -	52.191		+ 1.875	13:47:41.801	12 -	50.395		+ 0.079	13:53:42.516				
6 -	52.007		+ 1.691	13:48:33.808	13 -	50.316			13:54:32.832				
7 -	52.106		+ 1.790	13:49:25.914	14 -	50.929		+ 0.613	13:55:23.761				
34	Mark AUSTIN						C	Van Diemen RF95					
1 -	1:00.104		+ 3.075	13:43:58.694	8 -	57.727		+ 0.698	13:50:44.908				
2 -	58.936		+ 1.907	13:44:57.630	9 -	57.427		+ 0.398	13:51:42.335				
3 -	57.637		+ 0.608	13:45:55.267	10 -	57.549		+ 0.520	13:52:39.884				
4 -	58.049		+ 1.020	13:46:53.316	11 -	57.029			13:53:36.913				
5 -	58.492		+ 1.463	13:47:51.808	12 -	58.247		+ 1.218	13:54:35.160				
6 -	57.281		+ 0.252	13:48:49.089	13 -	57.572		+ 0.543	13:55:32.732				
7 -	58.092		+ 1.063	13:49:47.181									
73	Simon LANE						C	Van Diemen RF95					
1 -	1:08.174		+ 3.673	13:44:22.475	7 -	1:07.265		+ 2.764	13:51:19.418				
2 -	1:23.281		+ 18.780	13:45:45.756	8 -	1:06.205		+ 1.704	13:52:25.623				
3 -	1:06.189		+ 1.688	13:46:51.945	9 -	1:05.909		+ 1.408	13:53:31.532				

Weather / Track : Cloudy / Wet


SEMSEC Open Single Seater Championship

QUALIFYING - RACE 3 - LAP ANALYSIS

4 -	1:06.642	+ 2.141	13:47:58.587	10 -	1:06.878	+ 2.377	13:54:38.410
5 -	1:06.725	+ 2.224	13:49:05.312	11 -	1:04.501		13:55:42.911
6 -	1:06.841	+ 2.340	13:50:12.153				
83	Jonathan BAGGOTT			B	Van Diemen RF87		
1 -	1:07.268	+ 7.723	13:45:21.359	7 -	1:01.043	+ 1.498	13:51:27.722
2 -	1:02.676	+ 3.131	13:46:24.035	8 -	1:01.424	+ 1.879	13:52:29.146
3 -	1:01.758	+ 2.213	13:47:25.793	9 -	1:02.443	+ 2.898	13:53:31.589
4 -	1:00.842	+ 1.297	13:48:26.635	10 -	1:00.344	+ 0.799	13:54:31.933
5 -	59.545		13:49:26.180	11 -	1:00.180	+ 0.635	13:55:32.113
6 -	1:00.499	+ 0.954	13:50:26.679				

SEMSEC Open Single Seater Championship

RACE 3 - GRID

ROW 5	1:04.501 73 Simon LANE		
ROW 4		59.545 83 Jonathan BAGGOTT	1:00.622 19 Innes HICKMAN
ROW 3	54.375 13 Christopher CHANDLER		57.029 34 Mark AUSTIN
ROW 2		50.316 22 Mike SCOTT	52.835 2 Robert HOWE
ROW 1	47.623 18 John LORD		49.683 11 Chris SCOTT
Pole			
			

Lydden Hill
Circuit Length = 1.0000 miles

These results are provisional until the conclusion of any judicial and technical matters.

Clerk of Course :		Timekeeper :
-------------------	--	--------------

SEMSEC Open Single Seater Championship

RACE 3 - CLASSIFICATION

POS	NO	CL	NAME	ENTRY	LAPS	TIME	GAP	DIFF	MPH	BEST	ON
1	18	A	John LORD	Jedi Mk6	15	12:36.519			71.37	49.336	11
2	11	D	Chris SCOTT	Alpa Formula Renault	15	13:02.760	26.241	26.241	68.98	50.835	4
3	22	A	Mike SCOTT	Speads RM02	15	13:15.202	38.683	12.442	67.90	51.027	13
4	2	C	Robert HOWE	Van Diemen RF96	14	12:50.181	1 lap	1 lap	65.43	54.014	12
5	13	D	Christopher CHANDLER	Tatuus Formula Renault	14	13:10.416	1 lap	20.235	63.76	54.755	6
6	34	C	Mark AUSTIN	Van Diemen RF95	13	12:46.993	2 laps	1 lap	61.01	57.673	11
7	19	B	Innes HICKMAN	Van Diemen RF89	13	13:23.805	2 laps	36.812	58.22	1:00.320	3
8	83	B	Jonathan BAGGOTT	Van Diemen RF87	13	13:24.570	2 laps	0.765	58.16	1:00.115	3
9	73	C	Simon LANE	Van Diemen RF95	12	13:05.668	3 laps	1 lap	54.98	1:03.074	12

FASTEST LAP

18	A	John LORD	Jedi Mk6	11	49.336	72.96 mph	117.42 kph
11	D	Chris SCOTT	Alpa Formula Renault	4	50.835	70.81 mph	113.96 kph
2	C	Robert HOWE	Van Diemen RF96	12	54.014	66.64 mph	107.25 kph
83	B	Jonathan BAGGOTT	Van Diemen RF87	3	1:00.115	59.88 mph	96.37 kph

Weather / Track : Cloudy / Wet

These results are provisional until the conclusion of any judicial and technical matters.

Lydden Hill
 Circuit Length = 1.0000 miles
 Start: 15:09 End: 15:23

Clerk of Course :

Timekeeper :

SEMSEC Open Single Seater Championship
RACE 3 - LAP CHART

Lap 1			Lap 2			Lap 3			Lap 4			Lap 5		
No	Behind	Laptime	No	Behind	Laptime	No	Behind	Laptime	No	Behind	Laptime	No	Behind	Laptime
11		56.723	18		51.079	18		49.883	18		49.642	18		50.066
18	0.185	56.908	11	0.547	51.811	11	1.555	50.891	11	2.748	50.835	11	5.781	53.099
2	2.222	58.945	2	5.713	54.755	2	9.875	54.045	22	13.202	52.518	73	1 LAP	1:05.563
22	3.169	59.892	22	6.207	54.302	22	10.326	54.002	2	15.738	55.505	22	15.707	52.571
13	8.261	1:04.984	13	13.129	56.132	13	18.948	55.702	13	24.850	55.544	2	21.352	55.680
34	10.011	1:06.734	34	17.472	58.725	34	25.659	58.070	34	34.147	58.130	13	30.033	55.249
19	13.745	1:10.468	19	23.464	1:00.983	19	33.901	1:00.320	19	44.637	1:00.378	34	42.048	57.967
83	15.052	1:11.775	83	24.840	1:01.052	83	35.072	1:00.115	83	45.994	1:00.564			
73	16.140	1:12.863	73	31.240	1:06.364	73	46.465	1:05.108						

SEMSEC Open Single Seater Championship

RACE 3 - LAP CHART


Lap 6			Lap 7			Lap 8			Lap 9			Lap 10		
No	Behind	Laptime	No	Behind	Laptime	No	Behind	Laptime	No	Behind	Laptime	No	Behind	Laptime
18		50.750	18		49.748	18		49.393	18		50.347	18		49.842
19	1 LAP	1:01.972	11	9.492	52.386	34	1 LAP	58.532	73	2 LAPS	1:04.624	13	1 LAP	57.401
11	6.854	51.823	19	1 LAP	1:01.496	11	11.162	51.063	11	13.048	52.233	11	15.435	52.229
83	1 LAP	1:01.678	83	1 LAP	1:01.558	22	23.533	52.973	34	1 LAP	59.469	73	2 LAPS	1:04.460
22	16.975	52.018	22	19.953	52.726	19	1 LAP	1:01.175	22	25.262	52.076	34	1 LAP	58.394
2	26.721	56.119	2	32.195	55.222	83	1 LAP	1:01.182	19	1 LAP	1:00.809	22	27.618	52.198
73	1 LAP	1:06.098	13	40.628	56.338	2	37.600	54.798	83	1 LAP	1:00.554	2	45.993	54.422
13	34.038	54.755	73	1 LAP	1:04.211	13	47.488	56.253	2	41.413	54.160			
34	49.608	58.310												

SEMSEC Open Single Seater Championship

RACE 3 - LAP CHART

Lap 11			Lap 12			Lap 13			Lap 14			Lap 15		
No	Behind	Laptime	No	Behind	Laptime	No	Behind	Laptime	No	Behind	Laptime	No	Behind	Laptime
18		49.336	18		49.619	18		50.143	18		49.717	18		50.046
19	2 LAPS	1:01.980	2	1 LAP	54.072	73	3 LAPS	1:04.487	34	2 LAPS	58.263	34	2 LAPS	57.729
83	2 LAPS	1:02.193	19	2 LAPS	1:00.591	2	1 LAP	54.014	2	1 LAP	54.298	2	1 LAP	54.146
13	1 LAP	55.022	83	2 LAPS	1:00.545	11	23.101	54.502	73	3 LAPS	1:03.341	11	26.241	51.493
11	17.003	50.904	13	1 LAP	55.449	13	1 LAP	57.721	11	24.794	51.410	73	3 LAPS	1:03.074
22	30.620	52.338	11	18.742	51.358	19	2 LAPS	1:02.363	13	1 LAP	55.101	13	1 LAP	54.765
34	1 LAP	58.997	22	32.204	51.203	83	2 LAPS	1:02.167	22	36.335	52.964	22	38.683	52.394
73	2 LAPS	1:05.475	34	1 LAP	57.673	22	33.088	51.027	19	2 LAPS	1:00.650	19	2 LAPS	1:00.620
									83	2 LAPS	1:00.954	83	2 LAPS	1:00.233

SEMSEC Open Single Seater Championship
RACE 7 - GRID

ROW 5	73	Simon LANE			
ROW 4		19	Innes HICKMAN	83	Jonathan BAGGOTT
ROW 3	13	Christopher CHANDLER	34	Mark AUSTIN	
ROW 2		22	Mike SCOTT	2	Robert HOWE
ROW 1	18	John LORD	11	Chris SCOTT	
Pole					
					

Lydden Hill
 Circuit Length = 1.0000 miles

These results are provisional until the conclusion of any judicial and technical matters.

Clerk of Course :		Timekeeper :

SEMSEC Open Single Seater Championship

RACE 7 - CLASSIFICATION

POS	NO	CL	NAME	ENTRY	LAPS	TIME	GAP	DIFF	MPH	BEST	ON
1	18	A	John LORD	Jedi Mk6	15	12:15.493			73.41	47.763	11
2	11	D	Chris SCOTT	Alpa Formula Renault	15	12:23.786	8.293	8.293	72.59	47.764	8
3	2	C	Robert HOWE	Van Diemen RF96	14	12:33.932	1 lap	1 lap	66.84	52.885	10
4	83	B	Jonathan BAGGOTT	Van Diemen RF87	13	12:40.793	2 laps	1 lap	61.51	56.451	13
5	19	B	Innes HICKMAN	Van Diemen RF89	13	12:41.874	2 laps	1.081	61.42	56.312	12
6	73	C	Simon LANE	Van Diemen RF95	12	12:27.154	3 laps	1 lap	57.81	1:00.475	9
NOT CLASSIFIED											
DNF	22	A	Mike SCOTT	Speads RM02	5	4:37.402	10 laps	7 laps	64.88	52.806	3
FASTEST LAP											
18	A	John LORD	Jedi Mk6	11	47.763	75.37 mph	121.29 kph				
11	D	Chris SCOTT	Alpa Formula Renault	8	47.764	75.36 mph	121.29 kph				
2	C	Robert HOWE	Van Diemen RF96	10	52.885	68.07 mph	109.54 kph				
19	B	Innes HICKMAN	Van Diemen RF89	12	56.312	63.92 mph	102.88 kph				

Weather / Track : Sunny / Wet

These results are provisional until the conclusion of any judicial and technical matters.

Lydden Hill
 Circuit Length = 1.0000 miles
 Start: 16:33 End: 16:46

Clerk of Course :	Timekeeper :
-------------------	--------------

SEMSEC Open Single Seater Championship
RACE 7 - LAP CHART

Lap 1			Lap 2			Lap 3			Lap 4			Lap 5		
No	Behind	Laptime	No	Behind	Laptime	No	Behind	Laptime	No	Behind	Laptime	No	Behind	Laptime
18		54.752	18		49.453	18		48.613	18		48.631	18		48.441
11	1.132	55.884	11	1.315	49.636	11	1.518	48.816	11	1.306	48.419	11	1.685	48.820
2	3.555	58.307	2	7.578	53.476	2	12.378	53.413	2	17.383	53.636	73	1 LAP	1:02.622
22	8.243	1:02.995	22	12.505	53.715	22	16.698	52.806	22	21.138	53.071	2	22.423	53.481
83	8.297	1:03.049	83	25.762	1:06.918	83	34.918	57.769	83	43.879	57.592	22	27.512	54.815
73	14.048	1:08.800	19	26.857	58.966	19	35.770	57.526	19	44.668	57.529			
19	17.344	1:12.096	73	29.035	1:04.440	73	42.688	1:02.266						

SEMSEC Open Single Seater Championship
RACE 7 - LAP CHART

Lap 6			Lap 7			Lap 8			Lap 9			Lap 10		
No	Behind	Laptime	No	Behind	Laptime	No	Behind	Laptime	No	Behind	Laptime	No	Behind	Laptime
18		49.091	18		47.944	18		47.997	18		48.688	18		48.758
11	1.549	48.955	11	1.888	48.283	11	1.655	47.764	11	1.365	48.398	11	1.010	48.403
83	1 LAP	56.915	83	1 LAP	57.751	83	1 LAP	57.428	83	1 LAP	58.093	73	2 LAPS	1:00.601
19	1 LAP	57.945	19	1 LAP	57.332	19	1 LAP	57.029	19	1 LAP	57.453	83	1 LAP	57.635
73	1 LAP	1:02.458	2	32.348	53.478	2	37.953	53.602	2	42.993	53.728	19	1 LAP	57.623
2	26.814	53.482	73	1 LAP	1:01.971	73	1 LAP	1:00.900				2	47.120	52.885

SEMSEC Open Single Seater Championship
RACE 7 - LAP CHART

Lap 11			Lap 12			Lap 13			Lap 14			Lap 15		
No	Behind	Laptime	No	Behind	Laptime	No	Behind	Laptime	No	Behind	Laptime	No	Behind	Laptime
18		47.763	18		48.672	18		48.325	18		48.785	18		49.580
11	2.356	49.109	83	2 LAPS	57.117	11	4.713	50.348	73	3 LAPS	1:01.124	11	8.293	51.092
73	2 LAPS	1:00.475	11	2.690	49.006	83	2 LAPS	56.966	11	6.781	50.853	73	3 LAPS	1:00.884
			19	2 LAPS	58.097	2	1 LAP	53.949	2	1 LAP	53.271	2	1 LAP	53.298
			2	1 LAP	53.926	19	2 LAPS	57.485	83	2 LAPS	57.109	83	2 LAPS	56.451
			73	2 LAPS	1:00.613				19	2 LAPS	56.312	19	2 LAPS	56.481

South East Sports & Saloon Car & SEMSEC Intermediate Kit Car Challenges

QUALIFYING - RACE 6 - CLASSIFICATION

POS	NO	CL	NAME	ENTRY	TIME	ON	LAPS	GAP	DIFF	MPH
1	60	C	Mike FIELD	Stohr DSR	49.265	6	7			73.07
2	20	A	Mark BURTON	Jade Trackstar	49.760	4	4	0.495	0.495	72.34
3	69	D	Merrick LINNETT	Caterham R500	50.040	14	14	0.775	0.280	71.94
4	58	B	Charles HARVEY-KELLY	Radical SR4	50.656	3	11	1.391	0.616	71.06
5	9	D	Bruce WILSON	Caterham CSR Superlight	50.936	10	10	1.671	0.280	70.67
6	47	D	Kevin HOWELL	Caterham R500	51.049	8	14	1.784	0.113	70.51
7	50	D	Nick COLE	Caterham Roadsport	52.760	12	14	3.495	1.711	68.23
8	34	D	Nigel BENT	Caterham CSR 260	53.174	12	14	3.909	0.414	67.70
9	7	D	Jerry PIKE	Caterham SLR	53.935	13	13	4.670	0.761	66.74
10	31	D	Paul GIBB	Caterham Seven HPC	54.090	13	13	4.825	0.155	66.55
11	1	D	Julian SAGE	Caterham Seven	54.165	7	7	4.900	0.075	66.46
12	45		Andy BOURN	Caterham Roadsport	56.060	12	13	6.795	1.895	64.21
13	63		Paul CALLER	Caterham R400	57.526	11	13	8.261	1.466	62.57
14	2	D	Bill HAILSTONE	Caterham C400	57.910	10	13	8.645	0.384	62.16
15	3		Graham EWINGS	Caterham Roadsport A	59.494	6	6	10.229	1.584	60.50

Weather / Track : Cloudy / Wet

These results are provisional until the conclusion of any judicial and technical matters.

Lydden Hill
 Circuit Length = 1.0000 miles
 Start: 13:27 End: 13:41

Clerk of Course :	Timekeeper :
-------------------	--------------

South East Sports & Saloon Car & SEMSEC Intermediate Kit Car Challenges

QUALIFYING - RACE 6 - LAP ANALYSIS

1	Julian SAGE		D Caterham Seven				
1 -	58.446	+ 4.281	13:29:12.318	5 -	54.708	+ 0.543	13:32:54.639
2 -	56.543	+ 2.378	13:30:08.861	6 -	55.472	+ 1.307	13:33:50.111
3 -	56.173	+ 2.008	13:31:05.034	7 -	54.165		13:34:44.276
4 -	54.897	+ 0.732	13:31:59.931				
2	Bill HAILSTONE		D Caterham C400				
1 -	1:05.019	+ 7.109	13:29:18.783	8 -	58.932	+ 1.022	13:36:11.794
2 -	59.293	+ 1.383	13:30:18.076	9 -	58.039	+ 0.129	13:37:09.833
3 -	58.948	+ 1.038	13:31:17.024	10 -	57.910		13:38:07.743
4 -	59.123	+ 1.213	13:32:16.147	11 -	58.636	+ 0.726	13:39:06.379
5 -	59.561	+ 1.651	13:33:15.708	12 -	58.330	+ 0.420	13:40:04.709
6 -	58.326	+ 0.416	13:34:14.034	13 -	58.308	+ 0.398	13:41:03.017
7 -	58.828	+ 0.918	13:35:12.862				
3	Graham EWINGS		Caterham Roadsport A				
1 -	1:16.465	+ 16.971	13:29:29.069	4 -	1:10.285	+ 10.791	13:32:39.741
2 -	1:00.347	+ 0.853	13:30:29.416	5 -	59.784	+ 0.290	13:33:39.525
3 -	1:00.040	+ 0.546	13:31:29.456	6 -	59.494		13:34:39.019
7	Jerry PIKE		D Caterham SLR				
1 -	59.668	+ 5.733	13:29:37.663	8 -	54.115	+ 0.180	13:36:06.292
2 -	56.832	+ 2.897	13:30:34.495	9 -	55.119	+ 1.184	13:37:01.411
3 -	56.322	+ 2.387	13:31:30.817	10 -	54.773	+ 0.838	13:37:56.184
4 -	56.269	+ 2.334	13:32:27.086	11 -	55.631	+ 1.696	13:38:51.815
5 -	55.412	+ 1.477	13:33:22.498	12 -	54.717	+ 0.782	13:39:46.532
6 -	54.475	+ 0.540	13:34:16.973	13 -	53.935		13:40:40.467
7 -	55.204	+ 1.269	13:35:12.177				
9	Bruce WILSON		D Caterham CSR Superlight				
1 -	57.142	+ 6.206	13:29:34.034	6 -	51.588	+ 0.652	13:33:57.138
2 -	53.837	+ 2.901	13:30:27.871	7 -	52.345	+ 1.409	13:34:49.483
3 -	52.396	+ 1.460	13:31:20.267	8 -	52.587	+ 1.651	13:35:42.070
4 -	53.103	+ 2.167	13:32:16.370	9 -	52.454	+ 1.518	13:36:34.524
5 -	52.180	+ 1.244	13:33:05.550	10 -	50.936		13:37:25.460
20	Mark BURTON		A Jade Trackstar				
1 -	53.818	+ 4.058	13:29:02.836	3 -	50.154	+ 0.394	13:30:43.615
2 -	50.625	+ 0.865	13:29:53.461	4 -	49.760		13:31:33.375
31	Paul GIBB		D Caterham Seven HPC				
1 -	1:00.276	+ 6.186	13:29:15.575	8 -	54.270	+ 0.180	13:35:41.596
2 -	55.585	+ 1.495	13:30:11.160	9 -	54.988	+ 0.898	13:36:36.584
3 -	55.643	+ 1.553	13:31:06.803	10 -	55.906	+ 1.816	13:37:32.490
4 -	55.281	+ 1.191	13:32:02.084	11 -	54.098	+ 0.008	13:38:26.588
5 -	55.509	+ 1.419	13:32:57.593	12 -	54.157	+ 0.067	13:39:20.745
6 -	55.547	+ 1.457	13:33:53.140	13 -	54.090		13:40:14.835
7 -	54.186	+ 0.096	13:34:47.326				
34	Nigel BENT		D Caterham CSR 260				
1 -	58.477	+ 5.303	13:29:09.556	8 -	54.315	+ 1.141	13:35:41.078
2 -	58.910	+ 5.736	13:30:08.466	9 -	54.095	+ 0.921	13:36:35.173
3 -	57.631	+ 4.457	13:31:06.097	10 -	53.491	+ 0.317	13:37:28.664
4 -	55.225	+ 2.051	13:32:01.322	11 -	54.184	+ 1.010	13:38:22.848
5 -	55.342	+ 2.168	13:32:56.664	12 -	53.174		13:39:16.022
6 -	55.472	+ 2.298	13:33:52.136	13 -	53.482	+ 0.308	13:40:09.504
7 -	54.627	+ 1.453	13:34:46.763	14 -	53.829	+ 0.655	13:41:03.333
45	Andy BOURN		Caterham Roadsport				
1 -	1:01.580	+ 5.520	13:29:10.895	8 -	57.187	+ 1.127	13:35:57.429
2 -	1:00.000	+ 3.940	13:30:10.895	9 -	57.958	+ 1.898	13:36:55.387
3 -	59.882	+ 3.822	13:31:10.777	10 -	56.599	+ 0.539	13:37:51.986
4 -	57.427	+ 1.367	13:32:08.204	11 -	56.085	+ 0.025	13:38:48.071

Lydden Hill
Circuit Length = 1.0000 miles
Start: 13:27 End: 13:41

Weather / Track : Cloudy / Wet

South East Sports & Saloon Car & SEMSEC Intermediate Kit Car Challenges


QUALIFYING - RACE 6 - LAP ANALYSIS

5 -	57.090	+ 1.030	13:33:05.294	12 -	56.060		13:39:44.131
6 -	57.538	+ 1.478	13:34:02.832	13 -	57.228	+ 1.168	13:40:41.359
7 -	57.410	+ 1.350	13:35:00.242				
47	Kevin HOWELL		D Caterham R500				
1 -	55.965	+ 4.916	13:29:09.818	8 -	51.049		13:35:14.066
2 -	53.687	+ 2.638	13:30:03.505	9 -	52.936	+ 1.887	13:36:07.002
3 -	51.694	+ 0.645	13:30:55.199	10 -	52.165	+ 1.116	13:36:59.167
4 -	51.835	+ 0.786	13:31:47.034	11 -	51.736	+ 0.687	13:37:50.903
5 -	52.007	+ 0.958	13:32:39.041	12 -	52.844	+ 1.795	13:38:43.747
6 -	51.885	+ 0.836	13:33:30.926	13 -	52.760	+ 1.711	13:39:36.507
7 -	52.091	+ 1.042	13:34:23.017	14 -	52.436	+ 1.387	13:40:28.943
50	Nick COLE		D Caterham Roadsport				
1 -	1:01.265	+ 8.505	13:29:17.177	8 -	55.955	+ 3.195	13:35:43.856
2 -	55.992	+ 3.232	13:30:13.169	9 -	53.218	+ 0.458	13:36:37.074
3 -	56.134	+ 3.374	13:31:09.303	10 -	54.849	+ 2.089	13:37:31.923
4 -	55.397	+ 2.637	13:32:04.700	11 -	53.121	+ 0.361	13:38:25.044
5 -	54.058	+ 1.298	13:32:58.758	12 -	52.760		13:39:17.804
6 -	54.986	+ 2.226	13:33:53.744	13 -	53.496	+ 0.736	13:40:11.300
7 -	54.157	+ 1.397	13:34:47.901	14 -	53.574	+ 0.814	13:41:04.874
58	Charles HARVEY-KELLY		B Radical SR4				
1 -	55.463	+ 4.807	13:32:21.818	7 -	52.332	+ 1.676	13:37:30.825
2 -	52.474	+ 1.818	13:33:14.292	8 -	51.067	+ 0.411	13:38:21.892
3 -	50.656		13:34:04.948	9 -	51.098	+ 0.442	13:39:12.990
4 -	50.921	+ 0.265	13:34:55.869	10 -	51.841	+ 1.185	13:40:04.831
5 -	51.109	+ 0.453	13:35:46.978	11 -	51.415	+ 0.759	13:40:56.246
6 -	51.515	+ 0.859	13:36:38.493				
60	Mike FIELD		C Stohr DSR				
1 -	59.039	+ 9.774	13:29:29.482	5 -	51.128	+ 1.863	13:32:54.016
2 -	50.392	+ 1.127	13:30:19.874	6 -	49.265		13:33:43.281
3 -	52.193	+ 2.928	13:31:12.067	7 -	49.529	+ 0.264	13:34:32.810
4 -	50.821	+ 1.556	13:32:02.888				
63	Paul CALLER		Caterham R400				
1 -	1:02.886	+ 5.360	13:29:19.693	8 -	58.660	+ 1.134	13:36:15.567
2 -	59.272	+ 1.746	13:30:18.965	9 -	58.126	+ 0.600	13:37:13.693
3 -	59.392	+ 1.866	13:31:18.357	10 -	57.993	+ 0.467	13:38:11.686
4 -	59.166	+ 1.640	13:32:17.523	11 -	57.526		13:39:09.212
5 -	59.210	+ 1.684	13:33:16.733	12 -	58.882	+ 1.356	13:40:08.094
6 -	58.941	+ 1.415	13:34:15.674	13 -	59.969	+ 2.443	13:41:08.063
7 -	1:01.233	+ 3.707	13:35:16.907				
69	Merrick LINNETT		D Caterham R500				
1 -	57.024	+ 6.984	13:29:11.470	8 -	50.961	+ 0.921	13:35:11.789
2 -	53.763	+ 3.723	13:30:05.233	9 -	50.060	+ 0.020	13:36:01.849
3 -	51.569	+ 1.529	13:30:56.802	10 -	50.811	+ 0.771	13:36:52.660
4 -	50.950	+ 0.910	13:31:47.752	11 -	50.713	+ 0.673	13:37:43.373
5 -	51.896	+ 1.856	13:32:39.648	12 -	50.156	+ 0.116	13:38:33.529
6 -	50.801	+ 0.761	13:33:30.449	13 -	50.309	+ 0.269	13:39:23.838
7 -	50.379	+ 0.339	13:34:20.828	14 -	50.040		13:40:13.878
88	Kevin COOKE		B Lola T492				
1 -	56.659	+ 3.058	13:30:04.868	7 -	57.406	+ 3.805	13:35:47.947
2 -	55.027	+ 1.426	13:30:59.895	8 -	54.086	+ 0.485	13:36:42.033
3 -	56.716	+ 3.115	13:31:56.611	9 -	54.049	+ 0.448	13:37:36.082
4 -	57.519	+ 3.918	13:32:54.130	10 -	53.601		13:38:29.683
5 -	1:00.479	+ 6.878	13:33:54.609	11 -	55.369	+ 1.768	13:39:25.052
6 -	55.932	+ 2.331	13:34:50.541	12 -	54.226	+ 0.625	13:40:19.278

Weather / Track : Cloudy / Wet

South East Sports & Saloon Car & SEMSEC Intermediate Kit Car Challenges

RACE 6 - GRID

ROW 8	59.494 3 Graham EWINGS	72 Scott MAKIN
ROW 7	57.526 63 Paul CALLER	57.910 2 Bill HAILSTONE
ROW 6	54.165 1 Julian SAGE	56.060 45 Andy BOURN
ROW 5	53.935 7 Jerry PIKE	54.090 31 Paul GIBB
ROW 4	52.760 50 Nick COLE	53.174 34 Nigel BENT
ROW 3	50.936 9 Bruce WILSON	51.049 47 Kevin HOWELL
ROW 2	50.040 69 Merrick LINNETT	50.656 58 Charles HARVEY-KELLY
ROW 1	49.265 60 Mike FIELD	49.760 20 Mark BURTON
Pole		
		

Lydden Hill
Circuit Length = 1.0000 miles

These results are provisional until the conclusion of any judicial and technical matters.

Clerk of Course :		Timekeeper :
-------------------	--	--------------

South East Sports & Saloon Car & SEMSEC Intermediate Kit Car Challenges

RACE 6 - CLASSIFICATION

POS	NO	CL	NAME	ENTRY	LAPS	TIME	GAP	DIFF	MPH	BEST	ON
1	60	C	Mike FIELD	Stohr DSR	12	10:02.539			71.69	48.457	5
2	58	B	Charles HARVEY-KELLY	Radical SR4	12	10:14.921	12.382	12.382	70.25	50.190	6
3	69	D	Merrick LINNETT	Caterham R500	12	10:15.305	12.766	0.384	70.20	50.161	6
4	9	D	Bruce WILSON	Caterham CSR Superlight	12	10:35.308	32.769	20.003	67.99	51.753	9
5	47	D	Kevin HOWELL	Caterham R500	12	10:49.333	46.794	14.025	66.52	51.790	7
6	7	D	Jerry PIKE	Caterham SLR	11	10:03.105	1 lap	1 lap	65.65	53.269	9
7	1	D	Julian SAGE	Caterham Seven	11	10:03.891	1 lap	0.786	65.57	52.846	9
8	2	D	Bill HAILSTONE	Caterham C400	11	10:35.124	1 lap	31.233	62.34	56.106	5
9	45		Andy BOURN	Caterham Roadsport	11	10:35.985	1 lap	0.861	62.26	56.307	7
10	3		Graham EWINGS	Caterham Roadsport A	11	10:40.504	1 lap	4.519	61.82	56.748	11
11	63		Paul CALLER	Caterham R400	11	10:48.870	1 lap	8.366	61.02	57.481	4

NOT CLASSIFIED

DNF	31	D	Paul GIBB	Caterham Seven HPC	6	5:33.374	6 laps	5 laps	64.79	53.289	4
DNF	50	D	Nick COLE	Caterham Roadsport	2	1:55.880	10 laps	4 laps	62.13	55.442	2
DNF	34	D	Nigel BENT	Caterham CSR 260	0						

FASTEST LAP

60	C	Mike FIELD	Stohr DSR	5	48.457	74.29 mph	119.55 kph
69	D	Merrick LINNETT	Caterham R500	6	50.161	71.76 mph	115.49 kph
58	B	Charles HARVEY-KELLY	Radical SR4	6	50.190	71.72 mph	115.43 kph
45		Andy BOURN	Caterham Roadsport	7	56.307	63.93 mph	102.89 kph

Car No 47 - 10 second penalty - G62, G63 - False Start.

Weather / Track : Cloudy / Wet

These results are provisional until the conclusion of any judicial and technical matters.

Lydden Hill
Circuit Length = 1.0000 miles
Start: 16:14 End: 16:25

Clerk of Course :	Timekeeper :
-------------------	--------------

South East Sports & Saloon Car & SEMSEC Intermediate Kit Car Challenges

RACE 6 - LAP CHART

Lap 1			Lap 2			Lap 3			Lap 4			Lap 5		
No	Behind	Laptime	No	Behind	Laptime	No	Behind	Laptime	No	Behind	Laptime	No	Behind	Laptime
58		55.217	58		51.676	58		50.717	60		50.466	60		48.457
60	0.456	55.673	60	0.509	51.729	60	0.234	50.442	58	0.565	51.265	58	2.754	50.646
69	1.706	56.923	69	1.463	51.433	69	1.854	51.108	69	1.789	50.635	69	3.561	50.229
9	3.257	58.474	9	4.485	52.904	9	6.327	52.559	9	7.809	52.182	9	12.347	52.995
50	5.221	1:00.438	47	8.526	53.828	47	10.732	52.923	47	12.407	52.375	47	16.155	52.205
47	6.374	1:01.591	50	8.987	55.442	31	13.635	54.326	31	16.224	53.289	31	21.752	53.985
7	6.717	1:01.934	31	10.026	53.674	7	14.405	54.839	7	17.522	53.817	7	22.808	53.743
1	7.587	1:02.804	7	10.283	55.242	1	15.147	55.254	1	18.342	53.895	1	23.196	53.311
31	8.028	1:03.245	1	10.610	54.699	45	22.000	57.370	45	28.507	57.207	45	36.835	56.785
45	10.139	1:05.356	45	15.347	56.884	2	24.057	57.276	2	30.104	56.747	2	37.753	56.106
2	11.021	1:06.238	2	17.498	58.153	63	25.074	57.967	63	31.855	57.481	63	40.910	57.512
3	11.095	1:06.312	63	17.824	57.615	3	25.450	57.964	3	32.191	57.441	3	41.191	57.457
63	11.885	1:07.102	3	18.203	58.784									

Car No 47 - 10 second penalty - G62, G63 - False Start.

Weather / Track : Cloudy / Wet

www.tsl-timing.com

Page 1 of 3

Lydden Hill
Circuit Length = 1.0000 miles
Start: 16:14 End: 16:25

Printed - 16.27 Saturday, 24 October 2009

South East Sports & Saloon Car & SEMSEC Intermediate Kit Car Challenges

RACE 6 - LAP CHART

Lap 6			Lap 7			Lap 8			Lap 9			Lap 10		
No	Behind	Laptime	No	Behind	Laptime	No	Behind	Laptime	No	Behind	Laptime	No	Behind	Laptime
60		48.577	60		49.343	60		49.469	60		48.785	60		48.913
58	4.367	50.190	3	1 LAP	57.442	45	1 LAP	56.307	58	9.429	50.543	58	11.570	51.054
69	5.145	50.161	63	1 LAP	58.209	2	1 LAP	56.317	69	11.127	51.537	69	12.514	50.300
9	15.793	52.023	58	5.852	50.828	58	7.671	51.288	45	1 LAP	57.865	2	1 LAP	56.611
47	19.980	52.402	69	6.382	50.580	3	1 LAP	57.083	2	1 LAP	56.671	45	1 LAP	57.353
31	28.030	54.855	9	18.819	52.369	69	8.375	51.462	3	1 LAP	56.758	3	1 LAP	57.392
1	28.482	53.863	47	22.427	51.790	63	1 LAP	58.255	63	1 LAP	58.830	9	27.706	52.504
7	29.000	54.769	1	32.367	53.228	9	21.147	51.797	9	24.115	51.753	63	1 LAP	58.518
45	44.573	56.315	7	33.599	53.942	47	25.256	52.298	47	28.538	52.067	47	31.577	51.952
2	46.026	56.850				1	35.949	53.051	1	40.010	52.846	7	47.103	53.947
						7	37.585	53.455	7	42.069	53.269	1	48.740	57.643

Car No 47 - 10 second penalty - G62, G63 - False Start.

Weather / Track : Cloudy / Wet

South East Sports & Saloon Car & SEMSEC Intermediate Kit Car Challenges

RACE 6 - LAP CHART

Lap 11			Lap 12		
No	Behind	Laptime	No	Behind	Laptime
60		49.658	60		51.027
58	12.773	50.861	7	1 LAP	54.148
69	13.232	50.376	1	1 LAP	53.297
2	1 LAP	57.327	58	12.382	50.636
45	1 LAP	57.697	69	12.766	50.561
9	30.465	52.417	2	1 LAP	56.828
3	1 LAP	57.123	9	32.769	53.331
47	35.125	53.206	45	1 LAP	56.846
63	1 LAP	59.028	47	36.794	52.696
			3	1 LAP	56.748
			63	1 LAP	58.353

Car No 47 - 10 second penalty - G62, G63 - False Start.

Weather / Track : Cloudy / Wet

www.tsl-timing.com

Lydden Hill
Circuit Length = 1.0000 miles
Start: 16:14 End: 16:25

John Taylor Handicap Race
QUALIFYING - RACE 8 - CLASSIFICATION

POS	NO	CL	NAME	ENTRY	TIME	ON	LAPS	GAP	DIFF	MPH
1	70		Tony SKELTON	Renault Clio	50.583	7	7			71.16
2	88		Kevin COOKE	Lola T492	52.915	5	6	2.332	2.332	68.03
3	34		Nigel BENT	Caterham CSR 260	52.928	6	11	2.345	0.013	68.01
4	60		Simon GLENN	BMW E30 M3	53.330	11	11	2.747	0.402	67.50
5	31		Paul GIBB	Caterham Seven HPC	53.877	6	11	3.294	0.547	66.81
6	7		Jerry PIKE	Caterham SLR	54.827	3	3	4.244	0.950	65.65
7	8		Ian CONIBEAR	Caterham SLR	54.947	3	11	4.364	0.120	65.51
8	29		Mike THURLEY	Peugeot 206	55.242	1	2	4.659	0.295	65.16

Weather / Track : Cloudy / Wet

These results are provisional until the conclusion of any judicial and technical matters.

Lydden Hill
 Circuit Length = 1.0000 miles
 Start: 13:58 End: 14:09

Clerk of Course :		Timekeeper :
-------------------	--	--------------

John Taylor Handicap Race

QUALIFYING - RACE 8 - LAP ANALYSIS

7	Jerry PIKE		Caterham SLR				
1 -	59.057	+ 4.230	13:59:41.134	3 -	54.827	14:01:32.848	
2 -	56.887	+ 2.060	14:00:38.021				
8	Ian CONIBEAR		Caterham SLR				
1 -	57.617	+ 2.670	13:59:35.769	7 -	55.453	+ 0.506	14:05:14.886
2 -	55.752	+ 0.805	14:00:31.521	8 -	58.358	+ 3.411	14:06:13.244
3 -	54.947		14:01:26.468	9 -	55.673	+ 0.726	14:07:08.917
4 -	57.020	+ 2.073	14:02:23.488	10 -	55.053	+ 0.106	14:08:03.970
5 -	56.222	+ 1.275	14:03:19.710	11 -	55.073	+ 0.126	14:08:59.043
6 -	59.723	+ 4.776	14:04:19.433				
29	Mike THURLEY		Peugeot 206				
1 -	55.242		14:00:17.779	2 -	57.193	+ 1.951	14:01:14.972
31	Paul GIBB		Caterham Seven HPC				
1 -	57.080	+ 3.203	13:59:37.300	7 -	54.516	+ 0.639	14:05:05.081
2 -	55.750	+ 1.873	14:00:33.050	8 -	54.097	+ 0.220	14:05:59.178
3 -	54.180	+ 0.303	14:01:27.230	9 -	54.686	+ 0.809	14:06:53.864
4 -	54.934	+ 1.057	14:02:22.164	10 -	54.049	+ 0.172	14:07:47.913
5 -	54.524	+ 0.647	14:03:16.688	11 -	54.486	+ 0.609	14:08:42.399
6 -	53.877		14:04:10.565				
34	Nigel BENT		Caterham CSR 260				
1 -	59.784	+ 6.856	13:59:40.516	7 -	54.204	+ 1.276	14:05:05.665
2 -	56.730	+ 3.802	14:00:37.246	8 -	54.706	+ 1.778	14:06:00.371
3 -	53.618	+ 0.690	14:01:30.864	9 -	54.401	+ 1.473	14:06:54.772
4 -	53.498	+ 0.570	14:02:24.362	10 -	54.682	+ 1.754	14:07:49.454
5 -	54.171	+ 1.243	14:03:18.533	11 -	54.360	+ 1.432	14:08:43.814
6 -	52.928		14:04:11.461				
60	Simon GLENN		BMW E30 M3				
1 -	1:00.084	+ 6.754	13:59:39.517	7 -	54.889	+ 1.559	14:05:16.001
2 -	1:00.249	+ 6.919	14:00:39.766	8 -	54.675	+ 1.345	14:06:10.676
3 -	59.184	+ 5.854	14:01:38.950	9 -	53.806	+ 0.476	14:07:04.482
4 -	54.374	+ 1.044	14:02:33.324	10 -	53.402	+ 0.072	14:07:57.884
5 -	54.018	+ 0.688	14:03:27.342	11 -	53.330		14:08:51.214
6 -	53.770	+ 0.440	14:04:21.112				
70	Tony SKELTON		Renault Clio				
1 -	55.951	+ 5.368	13:59:37.629	5 -	50.854	+ 0.271	14:03:04.562
2 -	52.565	+ 1.982	14:00:30.194	6 -	51.319	+ 0.736	14:03:55.881
3 -	51.594	+ 1.011	14:01:21.788	7 -	50.583		14:04:46.464
4 -	51.920	+ 1.337	14:02:13.708				
88	Kevin COOKE		Lola T492				
1 -	59.281	+ 6.366	13:59:41.490	4 -	53.551	+ 0.636	14:02:28.964
2 -	56.885	+ 3.970	14:00:38.375	5 -	52.915		14:03:21.879
3 -	57.038	+ 4.123	14:01:35.413	6 -	53.528	+ 0.613	14:04:15.407

Weather / Track : Cloudy / Wet

John Taylor Handicap Race

RACE 8 - CLASSIFICATION

POS	NO	CL	NAME	ENTRY	LAPS	TIME	GAP	DIFF	MPH	BEST	ON
1	31		Paul GIBB	Caterham Seven HPC	12	9:54.690			72.64	51.307	11
2	29		Mike THURLEY	Peugeot 206	12	10:05.691	11.001	11.001	71.32	52.103	5
3	7		Jerry PIKE	Caterham SLR	12	10:06.054	11.364	0.363	71.27	52.013	11
4	60		Simon GLENN	BMW E30 M3	12	10:16.057	21.367	10.003	70.12	52.858	11
5	34		Nigel BENT	Caterham CSR 260	12	10:16.647	21.957	0.590	70.05	52.687	6
6	70		Tony SKELTON	Renault Clio	12	10:20.567	25.877	3.920	69.61	50.363	9
7	88		Kevin COOKE	Lola T492	11	9:59.062	1 lap	1 lap	66.10	54.229	8
NOT CLASSIFIED											
DNF	8		Ian CONIBEAR	Caterham SLR	9	7:50.228	3 laps	2 laps	68.90	56.248	8
FASTEST LAP											
	70		Tony SKELTON	Renault Clio	9	50.363			71.47 mph	115.03 kph	

Weather / Track : Bright / Damp

These results are provisional until the conclusion of any judicial and technical matters.

Lydden Hill
 Circuit Length = 1.0000 miles
 Start: 16:55 End: 17:05

Clerk of Course :

Timekeeper :

John Taylor Handicap Race

RACE 8 - LAP ANALYSIS

7	Jerry PIKE		Caterham SLR				
1 -	1:16.123	+ 24.110	16:56:40.196	7 -	53.403	+ 1.390	17:01:59.908
2 -	53.345	+ 1.332	16:57:33.541	8 -	52.973	+ 0.960	17:02:52.881
3 -	53.933	+ 1.920	16:58:27.474	9 -	52.633	+ 0.620	17:03:45.514
4 -	53.356	+ 1.343	16:59:20.830	10 -	52.600	+ 0.587	17:04:38.114
5 -	52.681	+ 0.668	17:00:13.511	11 -	52.013		17:05:30.127
6 -	52.994	+ 0.981	17:01:06.505				
8	Ian CONIBEAR		Caterham SLR				
1 -	1:11.745	+ 15.497	16:56:35.818	5 -	57.303	+ 1.055	17:00:25.365
2 -	57.193	+ 0.945	16:57:33.011	6 -	56.331	+ 0.083	17:01:21.696
3 -	57.331	+ 1.083	16:58:30.342	7 -	56.357	+ 0.109	17:02:18.053
4 -	57.720	+ 1.472	16:59:28.062	8 -	56.248		17:03:14.301
29	Mike THURLEY		Peugeot 206				
1 -	1:15.421	+ 23.318	16:56:39.494	7 -	53.194	+ 1.091	17:01:57.992
2 -	53.595	+ 1.492	16:57:33.089	8 -	52.988	+ 0.885	17:02:50.980
3 -	53.371	+ 1.268	16:58:26.460	9 -	52.703	+ 0.600	17:03:43.683
4 -	52.629	+ 0.526	16:59:19.089	10 -	53.316	+ 1.213	17:04:36.999
5 -	52.103		17:00:11.192	11 -	52.765	+ 0.662	17:05:29.764
6 -	53.606	+ 1.503	17:01:04.798				
31	Paul GIBB		Caterham Seven HPC				
1 -	1:13.803	+ 22.496	16:56:37.876	7 -	52.048	+ 0.741	17:01:51.772
2 -	53.282	+ 1.975	16:57:31.158	8 -	51.794	+ 0.487	17:02:43.566
3 -	52.111	+ 0.804	16:58:23.269	9 -	51.614	+ 0.307	17:03:35.180
4 -	51.981	+ 0.674	16:59:15.250	10 -	52.276	+ 0.969	17:04:27.456
5 -	52.363	+ 1.056	17:00:07.613	11 -	51.307		17:05:18.763
6 -	52.111	+ 0.804	17:00:59.724				
34	Nigel BENT		Caterham CSR 260				
1 -	1:25.575	+ 32.888	16:56:49.648	7 -	53.168	+ 0.481	17:02:08.352
2 -	53.812	+ 1.125	16:57:43.460	8 -	53.236	+ 0.549	17:03:01.588
3 -	52.841	+ 0.154	16:58:36.301	9 -	52.910	+ 0.223	17:03:54.498
4 -	53.203	+ 0.516	16:59:29.504	10 -	53.144	+ 0.457	17:04:47.642
5 -	52.993	+ 0.306	17:00:22.497	11 -	53.078	+ 0.391	17:05:40.720
6 -	52.687		17:01:15.184				
60	Simon GLENN		BMW E30 M3				
1 -	1:20.906	+ 28.048	16:56:44.979	7 -	53.173	+ 0.315	17:02:07.956
2 -	53.309	+ 0.451	16:57:38.288	8 -	52.978	+ 0.120	17:03:00.934
3 -	53.719	+ 0.861	16:58:32.007	9 -	53.105	+ 0.247	17:03:54.039
4 -	55.537	+ 2.679	16:59:27.544	10 -	53.233	+ 0.375	17:04:47.272
5 -	53.636	+ 0.778	17:00:21.180	11 -	52.858		17:05:40.130
6 -	53.603	+ 0.745	17:01:14.783				
70	Tony SKELTON		Renault Clio				
1 -	55.609	+ 5.246	16:56:19.682	7 -	51.138	+ 0.775	17:01:31.276
2 -	52.135	+ 1.772	16:57:11.817	8 -	50.661	+ 0.298	17:02:21.937
3 -	52.007	+ 1.644	16:58:03.824	9 -	50.363		17:03:12.300
4 -	51.833	+ 1.470	16:58:55.657	10 -	50.753	+ 0.390	17:04:03.053
5 -	53.155	+ 2.792	16:59:48.812	11 -	50.865	+ 0.502	17:04:53.918
6 -	51.326	+ 0.963	17:00:40.138	12 -	50.722	+ 0.359	17:05:44.640
88	Kevin COOKE		Lola T492				
1 -	1:37.950	+ 43.721	16:57:02.023	6 -	55.465	+ 1.236	17:01:43.174
2 -	55.862	+ 1.633	16:57:57.885	7 -	54.776	+ 0.547	17:02:37.950
3 -	56.461	+ 2.232	16:58:54.346	8 -	54.229		17:03:32.179
4 -	57.596	+ 3.367	16:59:51.942	9 -	55.152	+ 0.923	17:04:27.331
5 -	55.767	+ 1.538	17:00:47.709	10 -	55.804	+ 1.575	17:05:23.135

Lydden Hill
Circuit Length = 1.0000 miles
Start: 16:55 End: 17:05

Weather / Track : Bright / Damp